



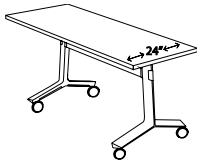
# EdgeWorks Price List

Effective April 1, 2024

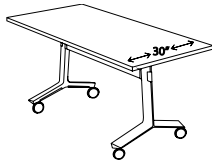
Designed By Thinkingworks Design Studio

Date	Page	Modification	Description
04.02.24		Updated Pricing	

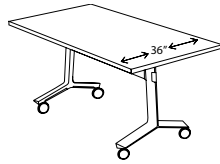
Statement of Line  
Features & Advantages .....1  
Finishes | Specifications .....7  
Metal Finishes | Specifications.....11  
Wire Management .....13  
Interconnecting Rails.....13  
Edges | Pulls .....14  
Grain Direction.....15  
Training Tables.....15  
Round Conference Tables .....20  
Square Conference Tables .....22  
Conference Tables .....24  
Options .....45  
Power & Data.....49



Page 15  
Training table  
Rectangular Top



Page 16  
Training table  
Rectangular Top



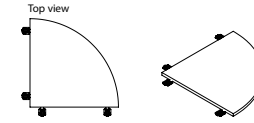
Page 17  
Training table  
Rectangular Top




Page 18  
Privacy Screen  
Folding Modesty




Page 19  
Training table  
Half Round Top




Page 20  
Training Table Top  
Corner Top




Page 21  
Conference Tables  
Round Frameless



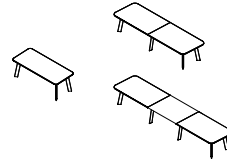
Page 22  
Glass Conference Tables  
Round Frameless



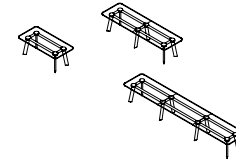
Page 23  
Conference Tables  
Square Frameless



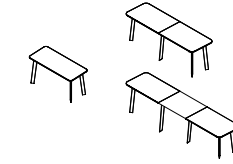
Page 24  
Glass Conference Tables  
Square Frameless



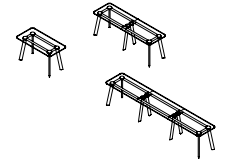
Page 25  
Conference Tables  
Rectangle 36" Depth Sitting  
Height



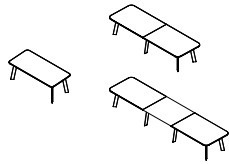
Page 26  
Glass Conference Tables  
Rectangle 36" Depth Sitting  
Height



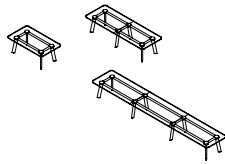
Page 27  
Conference Tables  
Rectangle 36" Depth Standing  
Height



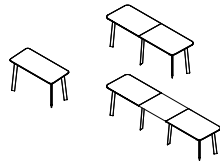
Page 28  
Glass Conference Tables  
Rectangle 36" Depth Standing  
Height



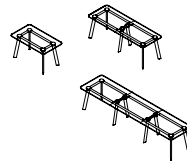
Page 29  
Conference Tables  
Rectangle 42" Depth Sitting  
Height



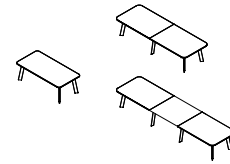
Page 30  
Glass Conference Tables  
Rectangle 42" Depth Sitting  
Height



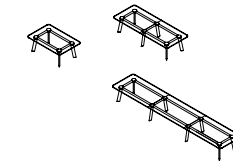
Page 31  
Conference Tables  
Rectangle 42" Depth Standing  
Height



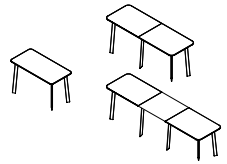
Page 32  
Glass Conference Tables  
Rectangle 42" Depth Standing  
Height



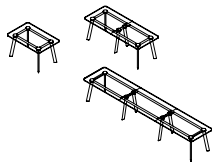
Page 33  
Conference Tables  
Rectangle 48" Depth Sitting  
Height



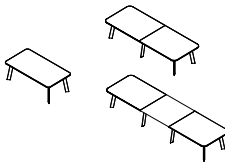
Page 34  
Glass Conference Tables  
Rectangle 48" Depth Sitting  
Height



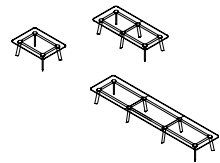
Page 35  
Conference Tables  
Rectangle 48" Depth Standing  
Height



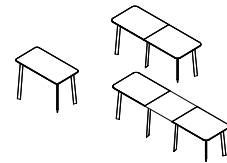
Page 36  
Glass Conference Tables  
Rectangle 48" Depth Standing  
Height



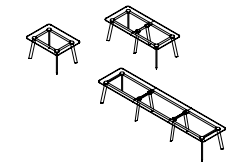
Page 37  
Conference Tables  
Rectangle 54" Depth Sitting  
Height



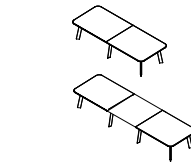
Page 38  
Glass Conference Tables  
Rectangle 54" Depth Sitting  
Height



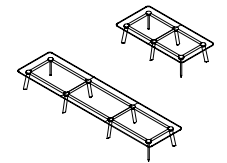
Page 39  
Conference Tables  
Rectangle 54" Depth Standing  
Height




Page 40  
Glass Conference Tables  
Rectangle 54" Depth Standing  
Height



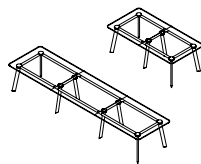
Page 41  
Conference Tables  
Rectangle 60" Depth Sitting  
Height



Page 42  
Glass Conference Tables  
Rectangle 60" Depth Sitting  
Height



Page 43  
Conference Tables  
Rectangle 60" Depth Standing  
Height



Page 44  
Glass Conference Tables  
Rectangle 60" Depth Standing  
Height

## Veneer

DARRAN only uses HPVA AA Grade Flat Cut Cherry, Maple, and Walnut Veneers and AA Grade Quartered Oak. EdgeWorks is also available in double cut reconstituted walnut and oak patterns made from rapidly renewable wood veneer providing a repeatable consistent straight grain pattern. All veneers are selected and matched for balance and consistency.

## Veneer Tops

EdgeWorks veneer tops feature a 45-pound density substrate with balanced 3-ply construction. Tops are 1" thick on MDF core comprised of 100% recycled and recovered wood fibers. All veneer tops are slipmatched and feature a 3mm external solid hardwood band or profile edge.

## Laminate Tops

EdgeWorks high-pressure laminate tops feature a 45-pound density substrate with balanced 3-ply construction. Tops are 1" thick on MDF core comprised of 100% recycled and recovered wood fibers. All high pressure laminate tops are available with a profile edge, laminate self-edge or 2mm PVC edge band. Laminates in wood grain patterns feature a fine grain texture that features the polish and luxe of a real wood veneer with a subtle narrow grain structure.

## TFL top

Thermally Fused Laminate tops feature a 45-pound density substrate with balanced 3-ply construction. Tops are 1" thick on MDF core that is comprised of 100% recycled and recovered wood fibers. All Thermally Fused Laminate tops are available with a 2mm flat PVC band. Laminates in wood grain patterns feature Timberline Texture providing the grain pattern of wood.

## Cleaning wood & laminate

In addition to regular dusting, give your furniture an occasional cleaning in accordance with our cleaning instructions. DARRAN wood and laminate products can be cleaned with a soft cloth and a mild soap and water mixture. Use approximately 32 oz of water mixed with one tablespoon of dish soap, always wiping with the grain. Dry with a soft cloth, going with the grain, to avoid spotting or streaking.

Wood products should be waxed periodically using a non-wax liquid; please do not use any waxy polish or cleaner. Interior of drawers may also be cleaned with mild soap and water mixture, or any household cleaner that is not petroleum or thinner-based.

## Adjustable glides

Glides provide 1" of vertical leveling adjustment. Glide bottom is durable metal. Glides are secured in solid wood blocks that are screwed and glued for durability.


## Power

A large selection of power pods are available and handle power, data, docking stations and communication. See options section for selection.

## Wire management

Wire management capabilities include standard and optional worksurface grommets. Specify W21 under surface wire channels for organization and management of all communication wires and cords. Sold separately to conceal wire under worksurfaces.

VENEER FINISHES



WWP Designer White Paint



WAM Alabaster Maple



WAF Narvik Ash



WCM Clear Maple



WLF Lofty Oak



WWW Weathered Walnut



WFF Fawn Cypress



WNF Natural Oak



WEF Neo Walnut



GWG Gunstock Walnut



WAC Amber Cherry



WSW Smokey Walnut




WMF Mocha Oak



WNW Natural Walnut



WBW Henna Walnut



WOC KoKo Cherry

PREMIUM VENEER



WEC Ebony Cherry




WLO Lofty Oak



TBCO Baby's Cheek



TSMV Seattle Mist



WFO Fawn Cypress



WNO Natural Oak



TOBW Organic Brown




TSTV Studio Teak



TSLV Skyline Walnut



TBSW Brown Sugar




WMO Mocha Oak



Welltech Finish delivers a superior furniture coating with exceptional performance that can withstand stringent cleaning agents and possesses unparalleled durability, allowing DARRAN to provide lasting, sustainable products to our customers.


HIGH PRESSURE LAMINATES




GWL Designer White



LW04 Phantom Pearl




LF03 Folkstone



GAM Alabaster Maple



GNA Narvik Ash



LW05 Phantom Ecu



GCM Clear Maple



LW06 Phantom Cocoa



LW02 Fawn Cypress



LW01 Neo Walnut



GSTV Studio Teak




GSLV Skyline Walnut



GAC Amber Cherry



GNW Natural Walnut




GOC KoKo Cherry



GEC Ebony

TFL LAMINATES



MWL Designer White




MNA Narvik Ash



MWW Weathered Walnut



MTW Studio Teak




MGW Gunstock Walnut




MAC Amber Cherry



MSW Skyline Walnut



MOC KoKo Cherry



MEC Ebony

FENIX LAMINATES FENIX® surface material available on Tops for 15% upcharge to "W" Price




LFBK Bianco Kos  
+15% to "W" Skus



LFBM Bianco Male  
+15% to "W" Skus



LFBA Beige Arizona  
+15% to "W" Skus



LFBL Beige Luxor  
+15% to "W" Skus




LFGF Grigio Efeso  
+15% to "W" Skus




LFVC Verde Comodoro  
+15% to "W" Skus




LFCW Castoro Ottawa  
+15% to "W" Skus



LFGF Grigio Londra  
+15% to "W" Skus



LFCO Cacao Orinoco  
+15% to "W" Skus




LFRJ Rosso Jaipur  
+15% to "W" Skus



LFGB Grigio Bromo  
+15% to "W" Skus



LFBF Blue Fes  
+15% to "W" Skus




LFNI Nero Ingo  
+15% to "W" Skus


The benefits of FENIX® surface material:

- Soft to the touch
- Extremely matte
- Resists fingerprints
- Highly resistant to scratches, abrasion, acid-based solvents and household cleaners

POWDERCOATS \*Premium Powdercoats include upcharge




Black  
Standard




MFW White  
Premium




MFCH Chrome  
Premium



MFOS Oyster  
Premium



MFG Grey  
Premium



MFGW Gray White  
Premium



MFS Silver  
Premium



MFGB Grey Beige  
Premium



MFSB Satin Bronze  
Premium




MFGG Graphite Gray  
Premium




MFNA Navy  
Premium



MFMB Matte Black  
Premium



MFDB Dark Bronze  
Premium



MFGM Gold  
Premium



Tables can be ganged together for larger worksurfaces and connected with infeed jumper cables. Power pods are available in black, white and silver.



1 Power Pod:

- PD-Cove-PKO-TT: Cover Power Unit with 2 power, 2 USB and 1 telecom plate - \$435

Choose Your Infeed:

- PFC72: 72" 3 prong plug power infeed - \$225
- PFHRD120: 120" hardwire whip power infeed -\$210

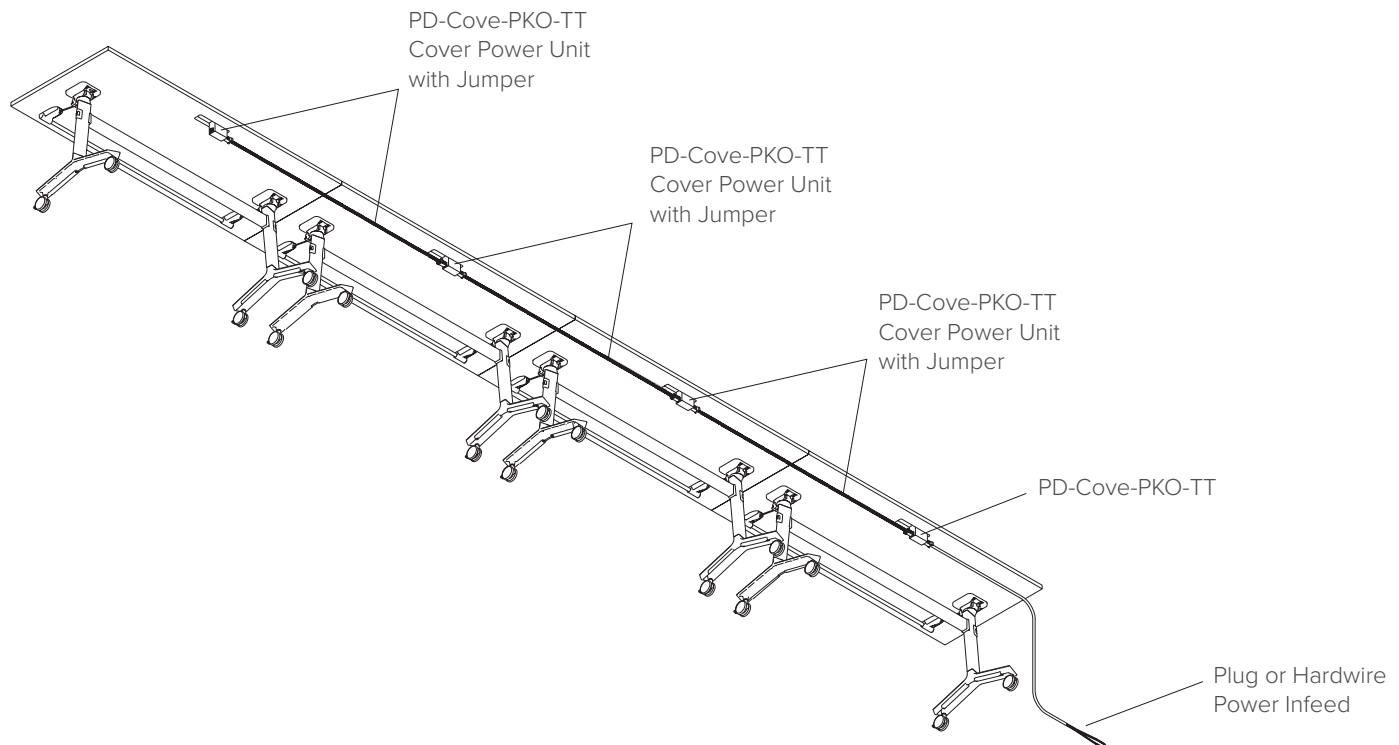
Choose Jumper Length:

- JCTT84: Jumper for 84" worksurfaces - \$145
- JCTT72: Jumper for 72" worksurfaces - \$135
- JCTT66: Jumper for 66" worksurfaces - \$130
- JCTT60: Jumper for 60" worksurfaces - \$125
- JCTT54: Jumper for 54" worksurfaces - \$120
- JCTT48: Jumper for 48" worksurfaces - \$115
- JCTT42: Jumper for 42" worksurfaces - \$110

Choose 1 Telecom Plate:

- RJ45 (1) - \$55
- RJ45 (2) - \$110
- RJ45 (3) - \$165
- USB (1) - \$70
- USB (2) - \$140
- RJ45/USB - \$125
- RJ45/HDMI - \$210
- HDMI/USB - \$205

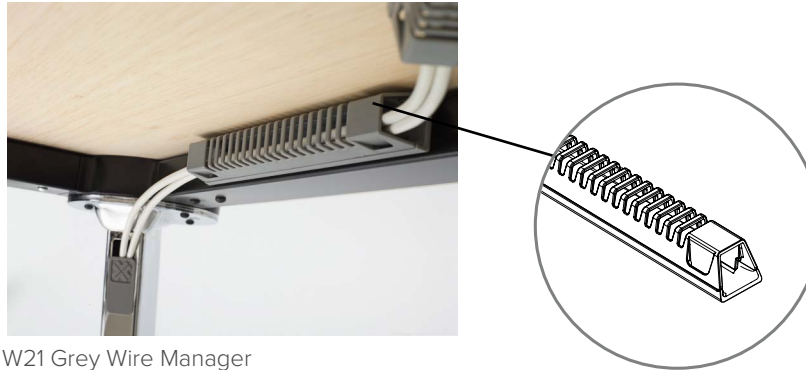
Bottom View



### Conference wire management

Power and data cables can be discretely housed and managed with the W21 Grey Wire Manager. This can be mounted in any location to metal frame or underside of conference tables and runs cables through a 1" channel from power module to hollow steel legs. This keeps cables organized under the table top. Release clips make it simple to snap on and off the Wire Manager for easy organization and access after attached to the table

W21: Grey Wire Manager (10.5") - \$35



W21 Grey Wire Manager  
10"W x 1.5"D x 1.25"H

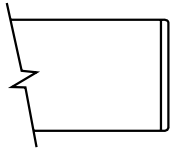
### Neat thinking

With ample capacity within the hollow steel leg for hardwired cables or data that can be discretely housed and managed.



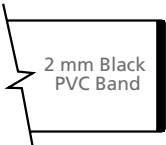
Standard profile

"W" "P" "G" Standard profile

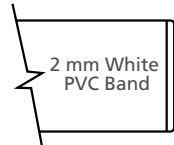


"W" "P" 3mm Hardwood Band  
"G" HPL Self Laminate Band

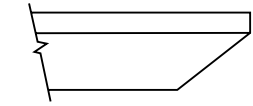
Flat-1



Flat-2

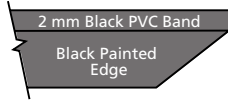


Flat-3

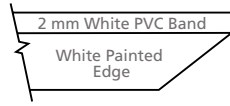


"W" "P" 3mm Hardwood Band  
HPL Self Laminate Band

Ledge-1



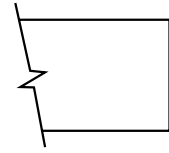
Ledge-2



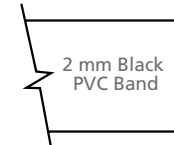
Ledge-3

\*Flat-1 not available in  
GWL finish

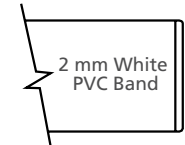
"M" Standard profile



Flat-1



Flat-2

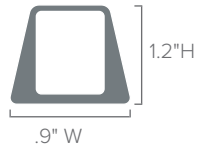
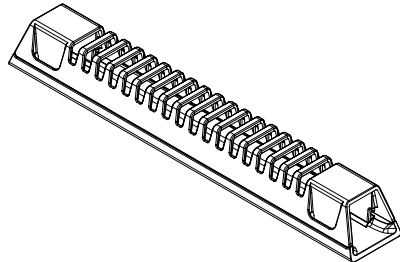


Flat-3

Conference wire management

Power and data cables can be discretely housed and managed. 10"W x 1.5"D x 1.25"H

W21: Grey Wire Manager (10.5") - \$35



Vertebrae wire management

W22 - Vertebrae (Clear) - \$135

W23 - Vertebrae (Gray) - \$140

\*Field Installed





DARRAN®

EdgeWorks Grain Direction

Grain direction

"W" & "P" conference



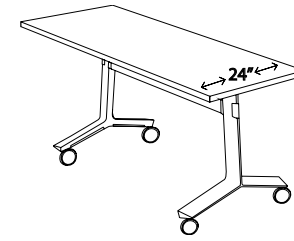
"G" & "M" conference



# Edgeworks

Training table  
Rectangular Top

[Click here to view statement of line](#)



## 1 Select Model

w" x d" x h"

Weight

84 x 24 x 28.5	230
72 x 24 x 28.5	215
66 x 24 x 28.5	200
60 x 24 x 28.5	185
54 x 24 x 28.5	170
48 x 24 x 28.5	155
42 x 24 x 28.5	140

Standard Veneer Top Standard Black Frame	Premium Veneer Top Standard Black Frame	High Pressure Laminate Top Standard Black Frame	Thermally Fused Laminate Top Standard Black Frame
EDG8424FN121W 2753	EDG8424FN121P 3028	EDG8424FN121G 2575	EDG8424FN121M 2300
EDG7224FN121W 2712	EDG7224FN121P 2983	EDG7224FN121G 2549	EDG7224FN121M 2274
EDG6624FN121W 2664	EDG6624FN121P 2931	EDG6624FN121G 2511	EDG6624FN121M 2235
EDG6024FN121W 2643	EDG6024FN121P 2908	EDG6024FN121G 2497	EDG6024FN121M 2222
EDG5424FN121W 2597	EDG5424FN121P 2856	EDG5424FN121G 2458	EDG5424FN121M 2182
EDG4824FN121W 2575	EDG4824FN121P 2833	EDG4824FN121G 2443	EDG4824FN121M 2169
EDG4224FN121W 2528	EDG4224FN121P 2781	EDG4224FN121G 2404	EDG4224FN121M 2130

## Product Features

- 1" Thick top
- WellTech Finish Technology on wood tops
- Easy to use folding mechanism
- Standard Black Base
- 2 locking casters, 2 non-locking casters

## Options.

### Premium Metal Finishes

- Specify Top Horn and Leg Metal Finish Color: \$300
- See Page 10 for Premium powder options

### Cove Daisylink Power

- PD-Cove-PKO-TT: Cove Power Unit with 2 power, 2 USB and 1 telecom plate - \$435

### Infeed

- PFC72: 72" 3 prong plug power infeed - \$225
- PFHRD120: 120" hardwire whip power infeed - \$210

### Jumper

- JCTT84: Jumper for 84" worksurfaces - \$145
- JCTT72: Jumper for 72" worksurfaces - \$135
- JCTT66: Jumper for 66" worksurfaces - \$130
- JCTT60: Jumper for 60" worksurfaces - \$125
- JCTT54: Jumper for 54" worksurfaces - \$120
- JCTT48: Jumper for 48" worksurfaces - \$115
- JCTT42: Jumper for 48" worksurfaces - \$110

### Telecom Plate

- RJ45 (1) - \$55, RJ45 (2) - \$110, RJ45 (3) - \$165, USB (1) - \$70, USB (2) - \$140, RJ45/USB - \$125, RJ45/HDMI - \$210, HDMI/USB - \$205

## 2 Select Finish

Metal finish  
Standard Black. Additional metal finishes are available, see options.

[Click to view finishes](#)

[Click to view finishes](#)

[Click to view finishes](#)

## 3 Select Edge

[Click to view edges](#)

[Click to view edges](#)

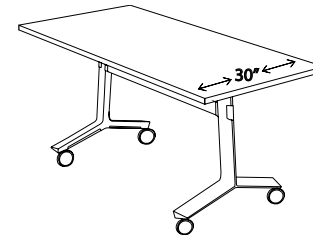
[Click to view edges](#)

## 4 Select Hardware

# Edgeworks

Training table  
Rectangular Top

[Click here to view statement of line](#)



## 1 Select Model

w" x d" x h"

Weight

		Standard Veneer Top Standard Black Frame		Premium Veneer Top Standard Black Frame		High Pressure Laminate Top Standard Black Frame		Thermally Fused Laminate Top Standard Black Frame	
84 x 30 x 28.5	245	EDG8430FN121W	2965	EDG8430FN121P	3261	EDG8430FN121G	2768	EDG8430FN121M	2412
72 x 30 x 28.5	230	EDG7230FN121W	2924	EDG7230FN121P	3217	EDG7230FN121G	2742	EDG7230FN121M	2386
66 x 30 x 28.5	215	EDG6630FN121W	2877	EDG6630FN121P	3165	EDG6630FN121G	2703	EDG6630FN121M	2347
60 x 30 x 28.5	200	EDG6030FN121W	2855	EDG6030FN121P	3141	EDG6030FN121G	2690	EDG6030FN121M	2333
54 x 30 x 28.5	185	EDG5430FN121W	2808	EDG5430FN121P	3090	EDG5430FN121G	2651	EDG5430FN121M	2294
48 x 30 x 28.5	170	EDG4830FN121W	2787	EDG4830FN121P	3066	EDG4830FN121G	2638	EDG4830FN121M	2280
42 x 30 x 28.5	155	EDG4230FN121W	2740	EDG4230FN121P	3015	EDG4230FN121G	2599	EDG4230FN121M	2241

## 2 Select Finish

Metal finish  
Standard Black. Additional metal finishes are available, see options.

[Click to view finishes](#)

[Click to view finishes](#)

[Click to view finishes](#)

## 3 Select Edge

[Click to view edges](#)

[Click to view edges](#)

[Click to view edges](#)

## 4 Select Hardware

## Product Features

- 1" Thick top
- WellTech Finish Technology on wood tops
- Easy to use folding mechanism
- Standard Black Base
- 2 locking casters, 2 non-locking casters

## Options.

### Premium Metal Finishes

- Specify Top Horn and Leg Metal Finish Color: \$300
- See Page 10 for Premium powder options

### Cove Daisylink Power

- PD-Cove-PKO-TT: Cove Power Unit with 2 power, 2 USB and 1 telecom plate - \$435

### Infeed

- PFC72: 72" 3 prong plug power infeed - \$225
- PFHRD120: 120" hardwire whip power infeed - \$210

### Jumper

- JCTT84: Jumper for 84" worksurfaces - \$145
- JCTT72: Jumper for 72" worksurfaces - \$135
- JCTT66: Jumper for 66" worksurfaces - \$130
- JCTT60: Jumper for 60" worksurfaces - \$125
- JCTT54: Jumper for 54" worksurfaces - \$120
- JCTT48: Jumper for 48" worksurfaces - \$115
- JCTT42: Jumper for 48" worksurfaces - \$110

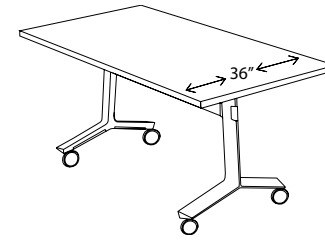
### Telecom Plate

- RJ45 (1) - \$55, RJ45 (2) - \$110, RJ45 (3) - \$165, USB (1) - \$70, USB (2) - \$140, RJ45/USB - \$125, RJ45/HDMI - \$210, HDMI/USB - \$205

# Edgeworks

Training table  
Rectangular Top

[Click here to view statement of line](#)



## 1 Select Model

w" x d" x h"

Weight

		Standard Veneer Top Standard Black Frame		Premium Veneer Top Standard Black Frame		High Pressure Laminate Top Standard Black Frame		Thermally Fused Laminate Top Standard Black Frame	
84 x 36 x 28.5	260	EDG8436FN121W	3191	EDG8436FN121P	3510	EDG8436FN121G	2966	EDG8436FN121M	2538
72 x 36 x 28.5	245	EDG7236FN121W	3143	EDG7236FN121P	3458	EDG7236FN121G	2936	EDG7236FN121M	2505
66 x 36 x 28.5	230	EDG6636FN121W	3093	EDG6636FN121P	3403	EDG6636FN121G	2892	EDG6636FN121M	2464
60 x 36 x 28.5	215	EDG6036FN121W	3070	EDG6036FN121P	3378	EDG6036FN121G	2878	EDG6036FN121M	2448
54 x 36 x 28.5	200	EDG5436FN121W	3020	EDG5436FN121P	3323	EDG5436FN121G	2836	EDG5436FN121M	2406
48 x 36 x 28.5	185	EDG4836FN121W	2996	EDG4836FN121P	3297	EDG4836FN121G	2820	EDG4836FN121M	2390
42 x 36 x 28.5	170	EDG4236FN121W	2947	EDG4236FN121P	3243	EDG4236FN121G	2778	EDG4236FN121M	2349

## 2 Select Finish

Metal finish  
Standard Black. Additional metal finishes are available, see options.

[Click to view finishes](#)

[Click to view finishes](#)

[Click to view finishes](#)

## 3 Select Edge

[Click to view edges](#)

[Click to view edges](#)

[Click to view edges](#)

## 4 Select Hardware

## Product Features

- 1" Thick top
- WellTech Finish Technology on wood tops
- Easy to use folding mechanism
- Standard Black Base
- 2 locking casters, 2 non-locking casters

## Options.

### Premium Metal Finishes

- Specify Top Horn and Leg Metal Finish Color: \$300
- See Page 10 for Premium powder options

### Cove Daisylink Power

- PD-Cove-PKO-TT: Cove Power Unit with 2 power, 2 USB and 1 telecom plate - \$435

### Infeed

- PFC72: 72" 3 prong plug power infeed - \$225
- PFHRD120: 120" hardwire whip power infeed - \$210

### Jumper

- JCTT84: Jumper for 84" worksurfaces - \$145
- JCTT72: Jumper for 72" worksurfaces - \$135
- JCTT66: Jumper for 66" worksurfaces - \$130
- JCTT60: Jumper for 60" worksurfaces - \$125
- JCTT54: Jumper for 54" worksurfaces - \$120
- JCTT48: Jumper for 48" worksurfaces - \$115
- JCTT42: Jumper for 48" worksurfaces - \$110

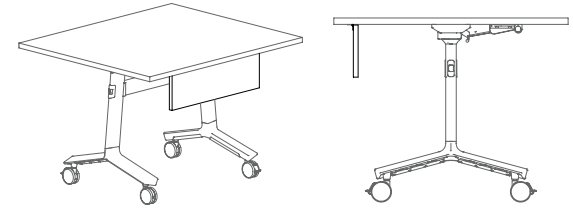
### Telecom Plate

- RJ45 (1) - \$55, RJ45 (2) - \$110, RJ45 (3) - \$165, USB (1) - \$70, USB (2) - \$140, RJ45/USB - \$125, RJ45/HDMI - \$210, HDMI/USB - \$205

# Edgeworks

Privacy Screen  
Folding Modesty

[Click here to view statement of line](#)



## 1 Select Model

Weight

w" x d" x h"  
For 84" & 72" Worksurfaces  
57 x .75 x 8 8  
For 66" & 60" Worksurfaces  
46 x .75 x 8 7  
For 54" & 48" Worksurfaces  
35 x .75 x 8 6  
For 42" Worksurfaces  
24 x .75 x 8 5

Frosted Acrylic Privacy Screen	High Pressure Laminate Screen	Thermally Fused Laminate Screen
EDG5708MS588A 335	EDG5708MS588G 348	EDG5708MS588M 284
EDG4608MS588A 305	EDG4608MS588G 335	EDG4608MS588M 271
EDG3508MS588A 271	EDG3508MS588G 322	EDG3508MS588M 258
EDG2408MS588A 239	EDG2408MS588G 310	EDG2408MS588M 245
Click to view finishes	Click to view finishes	Click to view finishes
Edge N/A	Click to view edges	Edge N/A
Hardware N/A	Hardware N/A	Hardware N/A

## Product Features

### Notes

- When using the folding mechanism the modesty swings down to align with the top, allowing the tables to nest while stowed away.

## 2 Select Finish

AF

## 3 Select Edge

Edge  
N/A

## 4 Select Hardware

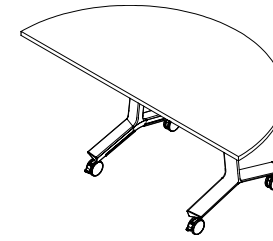
Hardware  
N/A



# Edgeworks

Training table  
Half Round Top

[Click here to view statement of line](#)



## 1 Select Model

Weight

w" x d" x h"

Use with 36" Depth tops back to back

72 x 36 x 28.5	230	EDG7236HR121W	3143
----------------	-----	---------------	------

Use with 30" depth tops back to back

60 x 30 x 28.5	185	EDG6030HR121W	2855
----------------	-----	---------------	------

48 x 30 x 28.5	170	EDG4830HR121W	2575
----------------	-----	---------------	------

Standard Veneer Top Standard Black Frame	Premium Veneer Top Standard Black Frame	High Pressure Laminate Top Standard Black Frame	Thermally Fused Laminate Top Standard Black Frame
---	--	--	--

EDG7236HR121P	3458
---------------	------

EDG6030HR121P	3141
---------------	------

EDG4830HR121P	2833
---------------	------

EDG7236HR121G	2936
---------------	------

EDG6030HR121G	2690
---------------	------

EDG4830HR121G	2443
---------------	------

EDG7236HR121M	2505
---------------	------

EDG6030HR121M	2333
---------------	------

EDG4830HR121M	2169
---------------	------

## 2 Select Finish

Metal finish

Standard Black. Additional metal finishes are available, see options.

[Click to view finishes](#)

[Click to view finishes](#)

[Click to view finishes](#)

## 3 Select Edge

[Click to view edges](#)

[Click to view edges](#)

[Click to view edges](#)

## 4 Select Hardware

## Product Features

- 1" Thick top
- WellTech Finish Technology on wood tops
- Easy to use folding mechanism
- Standard Black Base
- 2 locking casters, 2 non-locking casters

## Options.

### Premium Metal Finishes

- Specify Top Horn and Leg Metal Finish Color: \$300
- See Page 10 for Premium powder options

### Cove Daisylink Power

- PD-Cove-PKO-TT: Cove Power Unit with 2 power, 2 USB and 1 telecom plate - \$435

### Infeed

- PFC72: 72" 3 prong plug power infeed - \$225
- PFHRD120: 120" hardwire whip power infeed - \$210

### Jumper

- JCTT84: Jumper for 84" worksurfaces - \$145
- JCTT72: Jumper for 72" worksurfaces - \$135
- JCTT66: Jumper for 66" worksurfaces - \$130
- JCTT60: Jumper for 60" worksurfaces - \$125
- JCTT54: Jumper for 54" worksurfaces - \$120
- JCTT48: Jumper for 48" worksurfaces - \$115
- JCTT42: Jumper for 48" worksurfaces - \$110

### Telecom Plate

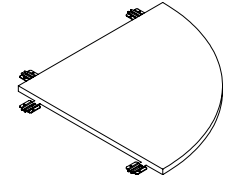
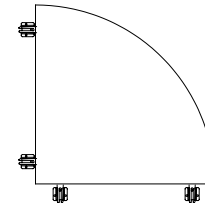
- RJ45 (1) - \$55, RJ45 (2) - \$110, RJ45 (3) - \$165, USB (1) - \$70, USB (2) - \$140, RJ45/USB - \$125, RJ45/HDMI - \$210, HDMI/USB - \$205

# Edgeworks

Training Table Top  
Corner Top

[Click here to view statement of line](#)

Top view



## 1 Select Model

w" x d" x h"

Weight

		Standard Veneer Top	Premium Veneer Top	High Pressure Laminate Top	Thermally Fused Laminate Top Standard Black Frame
36 x 36	35	EDG3636CT121W 842	EDG3636CT121P 928	EDG3636CT121G 717	EDG3636CT121M 535
30 x 30	25	EDG3030CT121W 799	EDG3030CT121P 879	EDG3030CT121G 679	EDG3030CT121M 512
24 x 24	20	EDG2424CT121W 755	EDG2424CT121P 831	EDG2424CT121G 644	EDG2424CT121M 490

## Product Features

- 1" Thick top
- WellTech Finish Technology on wood tops

## Notes

- Corner tops connect with ganging device

## 2 Select Finish

Metal finish  
Standard Black. Additional metal finishes are available, see options.

[Click to view finishes](#)

[Click to view finishes](#)

[Click to view finishes](#)

## 3 Select Edge

[Click to view edges](#)

[Click to view edges](#)


[Click to view edges](#)

## 4 Select Hardware

# Edgeworks

Conference Tables  
Round Frameless

[Click here to view statement of line](#)



## 1 Select Model

Weight	w" x d" x h"	Sitting Height
85	54 DIA x 29	
105	48 DIA x 29	
95	42 DIA x 29	
Standing Height		
95	54 DIA x 42	
115	48 DIA x 42	
105	42 DIA x 42	

	Standard Veneer Top Standard Black Frame		Premium Veneer Top Standard Black Frame		High Pressure Laminate Top Standard Black Frame		Thermally Fused Laminate Top Standard Black Frame	
	EDG5454RD121W	4146	EDG5454RD121P	4561	EDG5454RD121G	3901	EDG5454RD121M	3318
	EDG4848RD121W	3796	EDG4848RD121P	4176	EDG4848RD121G	3571	EDG4848RD121M	3109
	EDG4242RD121W	3761	EDG4242RD121P	4137	EDG4242RD121G	3542	EDG4242RD121M	3066
	EDG5454RD141W	4512	EDG5454RD141P	4962	EDG5454RD141G	4265	EDG5454RD141M	3683
	EDG4848RD141W	4161	EDG4848RD141P	4577	EDG4848RD141G	3935	EDG4848RD141M	3474
	EDG4242RD141W	4125	EDG4242RD141P	4538	EDG4242RD141G	3908	EDG4242RD141M	3432

## 2 Select Finish

Metal Finish  
Standard Black. Additional metal finishes are available, see options.

[Click to view finishes](#)

[Click to view finishes](#)

[Click to view finishes](#)

## 3 Select Edge

[Click to view edges](#)

[Click to view edges](#)

[Click to view edges](#)

## 4 Select Hardware

## Product Features

- 1" Thick top
- WellTech Finish Technology on wood tops
- Standard Black Base
- 3" Adjustable glide

## Options

### POWER

- Two pods mounted under the hinged seamless grommet. Each pod has 4 power and 2 data ports. Telecom connectors sold separately.
- PSG82-C: Plug with 144" cord (8 power, 2 telecom plates) - \$2044 each
- W21: Grey Wire Manager (10.5") - \$35 ea.

### Premium Metal Finishes

- Specify Top Horn and Leg Metal Finish Color: \$630
- See Page 10 for Premium powder options


### PLANK MATCH VENEER

- RPMV: Random Walnut Plank Match Veneer (Horizontal Grain with 25%+ Sap) - Add 10%. Clear coat only.

# Edgeworks

Glass Conference Tables  
Round Frameless

[Click here to view statement of line](#)



## 1 Select Model

w" x d" x h"	Weight
Sitting Height	
54 DIA x 29	85
48 DIA x 29	105
42 DIA x 29	95
Standing Height	
54 DIA x 42	95
48 DIA x 42	115
42 DIA x 42	105

	White Gloss Glass Top Standard Black Frame	Black Gloss Glass Top Standard Black Frame		
	EDG5454RD121SW 7980	EDG5454RD121SB 7980		
	EDG4848RD121SW 6824	EDG4848RD121SB 6824		
	EDG4242RD121SW 6080	EDG4242RD121SB 6080		
	EDG5454RD141SW 8345	EDG5454RD141SB 8345		
	EDG4848RD141SW 7188	EDG4848RD141SB 7188		
	EDG4242RD141SW 6445	EDG4242RD141SB 6445		
<b>2 Select Finish</b>				
Metal Finish	<a href="#">Click to view finishes</a>	<a href="#">Click to view finishes</a>	<a href="#">Click to view finishes</a>	
Standard Black. Additional metal finishes are available, see options.				
<b>3 Select Edge</b>				
	<a href="#">Click to view edges</a>	<a href="#">Click to view edges</a>	<a href="#">Click to view edges</a>	
<b>4 Select Hardware</b>				

## Product Features

- Standard Black Base
- 3" Adjustable glide
- Wood subtop underneath glass
- Glass tops are gloss finish, see options for Soft Etch Glass tops

## Notes

- Back painted glass tops will sit on a 3/4" subtop on standing height only

## Options

### Premium Metal Finishes

- Specify Top Horn and Leg Metal Finish Color: \$630
- See Page 10 for Premium powder options

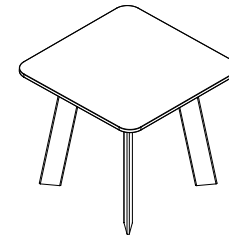
### GLASS FINISH

- Optional Soft Etch Finished glass
- EB: Black Soft Etch Glass, EW: White Soft Etch Glass - n/c

# Edgeworks

Conference Tables  
Square Frameless

[Click here to view statement of line](#)



## 1 Select Model

w" x d" x h"	Weight
Sitting Height	
54 x 54 x 29	130
48 x 48 x 29	110
42 x 42 x 29	100
Standing Height	
54 x 54 x 42	140
48 x 48 x 42	120
42 x 42 x 42	110

	Standard Veneer Top Standard Black Frame	Premium Veneer Top Standard Black Frame	High Pressure Laminate Top Standard Black Frame	Thermally Fused Laminate Top Standard Black Frame
EDG5454SQ121W 4146	EDG5454SQ121P 4561	EDG5454SQ121G 3901	EDG5454SQ121M 3318	
EDG4848SQ121W 3796	EDG4848SQ121P 4176	EDG4848SQ121G 3571	EDG4848SQ121M 3109	
EDG4242SQ121W 3761	EDG4242SQ121P 4137	EDG4242SQ121G 3542	EDG4242SQ121M 3066	
EDG5454SQ141W 4512	EDG5454SQ141P 4962	EDG5454SQ141G 4265	EDG5454SQ141M 3683	
EDG4848SQ141W 4161	EDG4848SQ141P 4577	EDG4848SQ141G 3935	EDG4848SQ141M 3474	
EDG4242SQ141W 4125	EDG4242SQ141P 4538	EDG4242SQ141G 3908	EDG4242SQ141M 3432	

## Product Features

- 1" Thick top
- WellTech Finish Technology on wood tops
- Standard Black Base
- 6" Radius corners
- 3" Adjustable glide

## Options

### EDGE

- SC1: Modify radius corner to square corner - n/c

### POWER

- Two pods mounted under the hinged seamless grommet. Each pod has 4 power and 2 data ports. Telecom connectors sold separately.
- PSG82-C: Plug with 144" cord (8 power, 2 telecom plates) - \$2044 each
- W21: Grey Wire Manager (10.5") - \$35 ea.

### Premium Metal Finishes

- Specify Top Horn and Leg Metal Finish Color: \$630
- See Page 10 for Premium powder options

### PLANK MATCH VENEER

- RPMV: Random Walnut Plank Match Veneer (Horizontal Grain with 25%+ Sap) - Add 10%. Clear coat only.

## 2 Select Finish

Metal Finish  
Standard Black. Additional metal finishes are available, see options.

[Click to view finishes](#)

[Click to view finishes](#)

[Click to view finishes](#)

## 3 Select Edge

[Click to view edges](#)

[Click to view edges](#)


[Click to view edges](#)

## 4 Select Hardware

# Edgeworks

Glass Conference Tables  
Square Frameless

[Click here to view statement of line](#)



## 1 Select Model

Weight	w" x d" x h"	Sitting Height
130	54 x 54 x 29	54 x 54 x 29
110	48 x 48 x 29	48 x 48 x 29
100	42 x 42 x 29	42 x 42 x 29
	Standing Height	
140	54 x 54 x 42	54 x 54 x 42
120	48 x 48 x 42	48 x 48 x 42
110	42 x 42 x 42	42 x 42 x 42

	White Gloss Glass Top Standard Black Frame	Black Gloss Glass Top Standard Black Frame		
	EDG5454SQ121SW 7980	EDG5454SQ121SB 7980		
	EDG4848SQ121SW 6824	EDG4848SQ121SB 6824		
	EDG4242SQ121SW 6080	EDG4242SQ121SB 6080		
	EDG5454SQ141SW 8345	EDG5454SQ141SB 8345		
	EDG4848SQ141SW 7188	EDG4848SQ141SB 7188		
	EDG4242SQ141SW 6445	EDG4242SQ141SB 6445		
<b>2 Select Finish</b>				
Metal Finish	Click to view finishes	Click to view finishes	Click to view finishes	
Standard Black. Additional metal finishes are available, see options.				
<b>3 Select Edge</b>				
	Click to view edges	Click to view edges	Click to view edges	
<b>4 Select Hardware</b>				

## Product Features

- Standard Black Base
- 6" Radius corners
- 3" Adjustable glide
- Wood subtop underneath glass
- Glass tops are gloss finish, see options for Soft Etch Glass tops

## Notes

- Back painted glass tops will sit on a 3/4" subtop on standing height only

## Options

### EDGE

- SC1: Modify radius corner to square corner - n/c

### Premium Metal Finishes

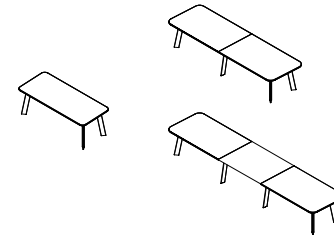
- Specify Top Horn and Leg Metal Finish Color: \$630
- See Page 10 for Premium powder options

### GLASS FINISH

- Optional Soft Etch Finished glass
- EB: Black Soft Etch Glass, EW: White Soft Etch Glass - n/c

# Edgeworks

Conference Tables  
 Rectangle 36" Depth Sitting Height



[Click here to view statement of line](#)

## 1 Select Model

w" x d" x h"	Weight
3 Piece Top	
240 x 36 x 29	430
216 x 36 x 29	360
198 x 36 x 29	265
2 Piece Top	
168 x 36 x 29	265
144 x 36 x 29	240
120 x 36 x 29	215
1 Piece Top	
96 x 36 x 29	735
84 x 36 x 29	145
72 x 36 x 29	135

	Standard Veneer Top Standard Black Frame	Premium Veneer Top Standard Black Frame	High Pressure Laminate Top Standard Black Frame	Thermally Fused Laminate Top Standard Black Frame
EDG24036RE123W 14874	EDG24036RE123P 16363	EDG24036RE123G 14112	EDG24036RE123M 12864	
EDG21636RE123W 12302	EDG21636RE123P 13534	EDG21636RE123G 11593	EDG21636RE123M 10535	
EDG19836RE123W 11165	EDG19836RE123P 12282	EDG19836RE123G 10627	EDG19836RE123M 9665	
EDG16836RE122W 8657	EDG16836RE122P 9522	EDG16836RE122G 8164	EDG16836RE122M 7366	
EDG14436RE122W 8361	EDG14436RE122P 9198	EDG14436RE122G 7912	EDG14436RE122M 7282	
EDG12036RE122W 8067	EDG12036RE122P 8874	EDG12036RE122G 7660	EDG12036RE122M 7198	
EDG9636RE121W 4923	EDG9636RE121P 5417	EDG9636RE121G 4657	EDG9636RE121M 4161	
EDG8436RE121W 4799	EDG8436RE121P 5280	EDG8436RE121G 4546	EDG8436RE121M 4118	
EDG7236RE121W 4673	EDG7236RE121P 5142	EDG7236RE121G 4440	EDG7236RE121M 4076	

## 2 Select Finish

Metal Finish  
 Standard Black. Additional metal finishes are available, see options.

[Click to view finishes](#)

[Click to view finishes](#)

[Click to view finishes](#)

## 3 Select Edge

[Click to view edges](#)

[Click to view edges](#)

[Click to view edges](#)

## 4 Select Hardware

## Product Features

- 1" Thick top with rounded edges
- WellTech Finish Technology on wood tops
- Standard Black Base
- 6" Radius corners
- 3" Adjustable glide

## Notes

- 4 leg: 72" - 96" width
- 6 leg: 120" - 168" width
- 8 leg: 198" - 240" width

## Options

### EDGE

- SC1: Modify radius corner to square corner - n/c

### INSET LEGS

- IL2: Inset legs for two piece top - 10% upcharge
- IL3: Inset legs for a three piece top - 10% upcharge

### POWER

Two pods mounted under the hinged seamless grommet. Each pod has 4 power and 2 data ports. Telecom connectors sold separately.  
 - PSG82-C: Plug with 144" cord (8 power, 2 telecom plates) - \$2044 each  
 - W21: Grey Wire Manager (10.5") - \$35 ea.

### Premium Metal Finishes

- Specify Top Horn and Leg Metal Finish Color: \$660 (1) Piece Top, \$1,010 (2) Piece Top, \$1,355 (3) Piece Top  
 See Page 10 for Premium powder options

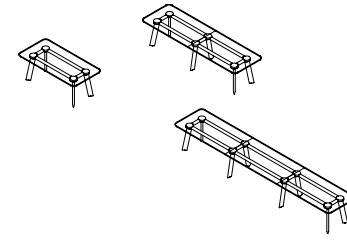
### PLANK MATCH VENEER

- RPMV: Random Walnut Plank Match Veneer (Horizontal Grain with 25%+ Sap) - Add 10%. Clear coat only.

# Edgeworks

Glass Conference Tables  
 Rectangle 36" Depth Sitting Height

[Click here to view statement of line](#)



## 1 Select Model

w" x d" x h"	Weight
3 Piece Top	
240 x 36 x 29	430
216 x 36 x 29	360
198 x 36 x 29	265
2 Piece Top	
168 x 36 x 29	265
144 x 36 x 29	240
120 x 36 x 29	215
1 Piece Top	
96 x 36 x 29	735
84 x 36 x 29	145
72 x 36 x 29	135

	White Gloss Glass Top Standard Black Frame	Black Gloss Glass Top Standard Black Frame		
	EDG24036RE123SW 22491	EDG24036RE123SB 22491		
	EDG21636RE123SW 19138	EDG21636RE123SB 19138		
	EDG19836RE123SW 18288	EDG19836RE123SB 18288		
	EDG16836RE122SW 14315	EDG16836RE122SB 14315		
	EDG14436RE122SW 13179	EDG14436RE122SB 13179		
	EDG12036RE122SW 12043	EDG12036RE122SB 12043		
	EDG9636RE121SW 8340	EDG9636RE121SB 8340		
	EDG8436RE121SW 7773	EDG8436RE121SB 7773		
	EDG7236RE121SW 7204	EDG7236RE121SB 7204		
<b>2 Select Finish</b>				
Metal Finish	Click to view finishes	Click to view finishes	Click to view finishes	
Standard Black. Additional metal finishes are available, see options.				
<b>3 Select Edge</b>	Click to view edges	Click to view edges	Click to view edges	
<b>4 Select Hardware</b>				

## Product Features

- Standard Black Base
- 6" Radius corners
- 3" Adjustable glide
- Glass tops are gloss finish, see options for Soft Etch Glass tops

## Notes

- Contact our customer service department for custom inset leg quote with glass tops
- 4 leg: 72" - 96" width
- 6 leg: 120" - 168" width
- 8 leg: 198" - 240" width

## Options

### EDGE

- SC1: Modify radius corner to square corner - n/c

### Premium Metal Finishes

- Specify Top Horn and Leg Metal Finish Color: \$660 (1) Piece Top, \$1,010 (2) Piece Top, \$1,355 (3) Piece Top
- See Page 10 for Premium powder options

### GLASS FINISH

- Optional Soft Etch Finished glass
- EB: Black Soft Etch Glass, EW: White Soft Etch Glass - n/c

### Power


- Glasspod cutouts will include an additional fee of \$125 per pod
- REF-310: Reef power unit with daisylink - \$1199 ea
- PD-Cove-PKO: Cove corded series - \$872 ea
- FPDB: Flush power/data bay
- Hardwired: FPDB-H72: 72" Cord - \$1363. FPDB-H108: 108" Cord - \$1300. FPDB-H144: 144" Cord - \$1350. FPDB-H180: 180" Cord - \$1400.
- Power/Plug: FPDB-C72: 72" Cord - \$1250. FPDB-C108: 108" Cord - \$1300. FPDB-C144: 144" - Cord \$1350. FPDB-C180: 180" Cord - \$1400



# Edgeworks

Conference Tables

Rectangle 36" Depth Standing Height



[Click here to view statement of line](#)

## 1 Select Model

w" x d" x h"	Weight
3 Piece Top	
240 x 36 x 42	430
216 x 36 x 42	360
198 x 36 x 42	265
2 Piece Top	
168 x 36 x 42	265
144 x 36 x 42	240
120 x 36 x 42	215
1 Piece Top	
96 x 36 x 42	735
84 x 36 x 42	145
72 x 36 x 42	135

	Standard Veneer Top Standard Black Frame	Premium Veneer Top Standard Black Frame	High Pressure Laminate Top Standard Black Frame	Thermally Fused Laminate Top Standard Black Frame
EDG24036RE143W 15787	EDG24036RE143P 17366	EDG24036RE143G 15023	EDG24036RE143M 13774	
EDG21636RE143W 13031	EDG21636RE143P 14335	EDG21636RE143G 12323	EDG21636RE143M 11265	
EDG19836RE143W 11894	EDG19836RE143P 13084	EDG19836RE143G 11356	EDG19836RE143M 10395	
EDG16836RE142W 9202	EDG16836RE142P 10122	EDG16836RE142G 8712	EDG16836RE142M 7912	
EDG14436RE142W 8910	EDG14436RE142P 9801	EDG14436RE142G 8459	EDG14436RE142M 7827	
EDG12036RE142W 8613	EDG12036RE142P 9475	EDG12036RE142G 8212	EDG12036RE142M 7743	
EDG9636RE141W 5471	EDG9636RE141P 6018	EDG9636RE141G 5206	EDG9636RE141M 4707	
EDG8436RE141W 5163	EDG8436RE141P 5679	EDG8436RE141G 4910	EDG8436RE141M 4482	
EDG7236RE141W 5037	EDG7236RE141P 5541	EDG7236RE141G 4806	EDG7236RE141M 4440	

## 2 Select Finish

Metal Finish  
Standard Black. Additional metal finishes are available, see options.

[Click to view finishes](#)

[Click to view finishes](#)

[Click to view finishes](#)

## 3 Select Edge

[Click to view edges](#)

[Click to view edges](#)

[Click to view edges](#)

## 4 Select Hardware

## Product Features

- 1" Thick top with rounded edges
- WellTech Finish Technology on wood tops
- Standard Black Base
- 6" Radius corners
- 3" Adjustable glide

## Notes

- 4 leg: 72" - 96" width
- 6 leg: 120" - 168" width
- 8 leg: 198" - 240" width

## Options

### EDGE

- SC1: Modify radius corner to square corner - n/c

### INSET LEGS

- IL2: Inset legs for two piece top - 10% upcharge
- IL3: Inset legs for a three piece top - 10% upcharge

### POWER

- Two pods mounted under the hinged seamless grommet. Each pod has 4 power and 2 data ports. Telecom connectors sold separately.
- PSG82-C: Plug with 144" cord (8 power, 2 telecom plates) - \$2044 each
- W21: Grey Wire Manager (10.5") - \$35 ea.

### Premium Metal Finishes

- Specify Top Horn and Leg Metal Finish Color: \$660 (1) Piece Top, \$1,010 (2) Piece Top, \$1,355 (3) Piece Top
- See Page 10 for Premium powder options

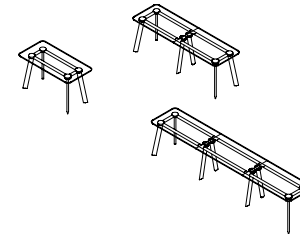
### PLANK MATCH VENEER

- RPMV: Random Walnut Plank Match Veneer (Horizontal Grain with 25%+ Sap) - Add 10%. Clear coat only.

# Edgeworks

Glass Conference Tables  
 Rectangle 36" Depth Standing Height

[Click here to view statement of line](#)



## 1 Select Model

Weight

		White Gloss Glass Top Standard Black Frame	Black Gloss Glass Top Standard Black Frame		
w" x d" x h"					
3 Piece Top					
240 x 36 x 42	430	EDG24036RE143SW 23402	EDG24036RE143SB 23402		
216 x 36 x 42	360	EDG21636RE143SW 19869	EDG21636RE143SB 19869		
198 x 36 x 42	265	EDG19836RE143SW 19016	EDG19836RE143SB 19016		
2 Piece Top					
168 x 36 x 42	265	EDG16836RE142SW 14862	EDG16836RE142SB 14862		
144 x 36 x 42	240	EDG14436RE142SW 13725	EDG14436RE142SB 13725		
120 x 36 x 42	215	EDG12036RE142SW 12590	EDG12036RE142SB 12590		
1 Piece Top					
96 x 36 x 42	735	EDG9636RE141SW 8705	EDG9636RE141SB 8705		
84 x 36 x 42	145	EDG8436RE141SW 8138	EDG8436RE141SB 8138		
72 x 36 x 42	135	EDG7236RE141SW 7568	EDG7236RE141SB 7568		

## 2 Select Finish

BLACK

Metal Finish  
 Standard Black. Additional metal finishes are available, see options.

[Click to view finishes](#)

[Click to view finishes](#)

[Click to view finishes](#)

## 3 Select Edge

[Click to view edges](#)

[Click to view edges](#)

[Click to view edges](#)

## 4 Select Hardware

## Product Features

- Standard Black Base
- 6" Radius corners
- 3" Adjustable glide
- Glass tops are gloss finish, see options for Soft Etch Glass tops

## Notes

- Contact our customer service department for custom inset leg quote with glass tops
- 4 leg: 72" - 96" width
- 6 leg: 120" - 168" width
- 8 leg: 198" - 240" width
- Back painted glass tops will sit on a 3/4" subtop

## Options

### EDGE

- SC1: Modify radius corner to square corner - n/c

### Premium Metal Finishes

- Specify Top Horn and Leg Metal Finish Color: \$660 (1) Piece Top, \$1,010 (2) Piece Top, \$1,355 (3) Piece Top
- See Page 10 for Premium powder options

### GLASS FINISH

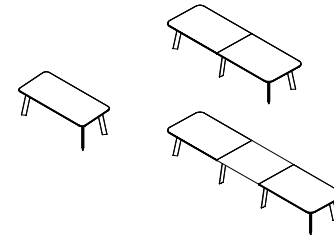
- Optional Soft Etch Finished glass
- EB: Black Soft Etch Glass, EW: White Soft Etch Glass - n/c

### Power

- Glasspod cutouts will include an additional fee of \$125 per pod
- REF-310: Reef power unit with daisylink - \$1199 ea
- PD-Cove-PKO: Cove corded series - \$872 ea
- FPDB: Flush power/data bay
- Hardwired: FPDB-H72: 72" Cord - \$1363. FPDB-H108: 108" Cord - \$1300. FPDB-H144: 144" Cord - \$1350. FPDB-H180: 180" Cord - \$1400.
- Power/Plug: FPDB-C72: 72" Cord - \$1250. FPDB-C108: 108" Cord - \$1300. FPDB-C144: 144" - Cord \$1350. FPDB-C180: 180" Cord - \$1400

# Edgeworks

Conference Tables  
 Rectangle 42" Depth Sitting Height



[Click here to view statement of line](#)

## 1 Select Model

Weight

		Standard Veneer Top Standard Black Frame		Premium Veneer Top Standard Black Frame		High Pressure Laminate Top Standard Black Frame		Thermally Fused Laminate Top Standard Black Frame	
w" x d" x h"									
3 Piece Top									
240 x 42 x 29	470	EDG24042RE123W	15528	EDG24042RE123P	17082	EDG24042RE123G	14665	EDG24042RE123M	13003
216 x 42 x 29	390	EDG21642RE123W	12904	EDG21642RE123P	14195	EDG21642RE123G	12106	EDG21642RE123M	10660
198 x 42 x 29	365	EDG19842RE123W	11600	EDG19842RE123P	12761	EDG19842RE123G	10996	EDG19842RE123M	9779
2 Piece Top									
168 x 42 x 29	295	EDG16842RE122W	9084	EDG16842RE122P	9993	EDG16842RE122G	8523	EDG16842RE122M	7463
144 x 42 x 29	260	EDG14442RE122W	8788	EDG14442RE122P	9667	EDG14442RE122G	8277	EDG14442RE122M	7366
120 x 42 x 29	235	EDG12042RE122W	8487	EDG12042RE122P	9337	EDG12042RE122G	8017	EDG12042RE122M	7266
1 Piece Top									
96 x 42 x 29	175	EDG9642RE121W	5163	EDG9642RE121P	5679	EDG9642RE121G	4855	EDG9642RE121M	4265
84 x 42 x 29	160	EDG8442RE121W	5022	EDG8442RE121P	5524	EDG8442RE121G	4735	EDG8442RE121M	4196
72 x 42 x 29	150	EDG7242RE121W	4882	EDG7242RE121P	5371	EDG7242RE121G	4617	EDG7242RE121M	4118

## 2 Select Finish

Metal Finish  
 Standard Black. Additional metal finishes are available, see options.

[Click to view finishes](#)

[Click to view finishes](#)

[Click to view finishes](#)

## 3 Select Edge

[Click to view edges](#)

[Click to view edges](#)

[Click to view edges](#)

## 4 Select Hardware

## Product Features

- 1" Thick top with rounded edges
- WellTech Finish Technology on wood tops
- Standard Black Base
- 6" Radius corners
- 3" Adjustable glide

## Notes

- 4 leg: 72" - 96" width
- 6 leg: 120" - 168" width
- 8 leg: 198" - 240" width

## Options

### EDGE

- SC1: Modify radius corner to square corner - n/c

### INSET LEGS

- IL2: Inset legs for two piece top - 10% upcharge
- IL3: Inset legs for a three piece top - 10% upcharge

### POWER

Two pods mounted under the hinged seamless grommet. Each pod has 4 power and 2 data ports. Telecom connectors sold separately.  
 - PSG82-C: Plug with 144" cord (8 power, 2 telecom plates) - \$2044 each  
 - W21: Grey Wire Manager (10.5") - \$35 ea.

### Premium Metal Finishes

- Specify Top Horn and Leg Metal Finish Color: \$660 (1) Piece Top, \$1,010 (2) Piece Top, \$1,355 (3) Piece Top  
 See Page 10 for Premium powder options

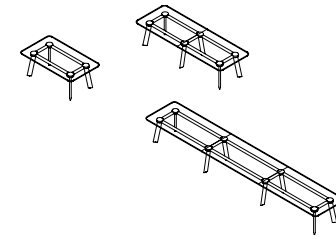
### PLANK MATCH VENEER

- RPMV: Random Walnut Plank Match Veneer (Horizontal Grain with 25%+ Sap) - Add 10%. Clear coat only.

# Edgeworks

Glass Conference Tables  
 Rectangle 42" Depth Sitting Height

[Click here to view statement of line](#)



## 1 Select Model

w" x d" x h"	Weight
3 Piece Top	
240 x 42 x 29	470
216 x 42 x 29	390
198 x 42 x 29	365
2 Piece Top	
168 x 42 x 29	295
144 x 42 x 29	260
120 x 42 x 29	235
1 Piece Top	
96 x 42 x 29	175
84 x 42 x 29	160
72 x 42 x 29	150

	White Gloss Glass Top Standard Black Frame	Black Gloss Glass Top Standard Black Frame		
	EDG24042RE123SW 24384	EDG24042RE123SB 24384		
	EDG21642RE123SW 20843	EDG21642RE123SB 20843		
	EDG19842RE123SW 19848	EDG19842RE123SB 19848		
	EDG16842RE122SW 15641	EDG16842RE122SB 15641		
	EDG14442RE122SW 14315	EDG14442RE122SB 14315		
	EDG12042RE122SW 12990	EDG12042RE122SB 12990		
	EDG9642RE121SW 9097	EDG9642RE121SB 9097		
	EDG8442RE121SW 8436	EDG8442RE121SB 8436		
	EDG7242RE121SW 7773	EDG7242RE121SB 7773		
<b>2 Select Finish</b>	BLACK	BLACK		
Metal Finish	<a href="#">Click to view finishes</a>	<a href="#">Click to view finishes</a>	<a href="#">Click to view finishes</a>	
Standard Black. Additional metal finishes are available, see options.				
<b>3 Select Edge</b>	<a href="#">Click to view edges</a>	<a href="#">Click to view edges</a>	<a href="#">Click to view edges</a>	
<b>4 Select Hardware</b>	Hardware N/A	Hardware N/A		

## Product Features

- Standard Black Base
- 6" Radius corners
- 3" Adjustable glide
- Glass tops are gloss finish, see options for Soft Etch Glass tops

## Notes

- Contact our customer service department for custom inset leg quote with glass tops
- 4 leg: 72" - 96" width
- 6 leg: 120" - 168" width
- 8 leg: 198" - 240" width

## Options

### EDGE

- SC1: Modify radius corner to square corner - n/c

### Premium Metal Finishes

- Specify Top Horn and Leg Metal Finish Color: \$660 (1) Piece Top, \$1,010 (2) Piece Top, \$1,355 (3) Piece Top
- See Page 10 for Premium powder options

### GLASS FINISH


- Optional Soft Etch Finished glass
- EB: Black Soft Etch Glass, EW: White Soft Etch Glass - n/c

### Power

- Glasspod cutouts will include an additional fee of \$125 per pod
- REF-310: Reef power unit with daisylink - \$1199 ea
- PD-Cove-PKO: Cove corded series - \$872 ea
- FPDB: Flush power/data bay
- Hardwired: FPDB-H72: 72" Cord - \$1363. FPDB-H108: 108" Cord - \$1300. FPDB-H144: 144" Cord - \$1350. FPDB-H180: 180" Cord - \$1400.
- Power/Plug: FPDB-C72: 72" Cord - \$1250. FPDB-C108: 108" Cord - \$1300. FPDB-C144: 144" - Cord \$1350. FPDB-C180: 180" Cord - \$1400

# Edgeworks

Conference Tables  
 Rectangle 42" Depth Standing Height



[Click here to view statement of line](#)

## 1 Select Model

w" x d" x h"	Weight
3 Piece Top	
240 x 42 x 42	470
216 x 42 x 42	390
198 x 42 x 42	365
2 Piece Top	
168 x 42 x 42	295
144 x 42 x 42	260
120 x 42 x 42	235
1 Piece Top	
96 x 42 x 42	175
84 x 42 x 42	160
72 x 42 x 42	150

	Standard Veneer Top Standard Black Frame	Premium Veneer Top Standard Black Frame	High Pressure Laminate Top Standard Black Frame	Thermally Fused Laminate Top Standard Black Frame
EDG24042RE143W 16439	EDG24042RE143P 18084	EDG24042RE143G 15575	EDG24042RE143M 13914	
EDG21642RE143W 13634	EDG21642RE143P 14998	EDG21642RE143G 12835	EDG21642RE143M 11391	
EDG19842RE143W 12329	EDG19842RE143P 13563	EDG19842RE143G 11726	EDG19842RE143M 10508	
EDG16842RE142W 9629	EDG16842RE142P 10592	EDG16842RE142G 9069	EDG16842RE142M 8012	
EDG14442RE142W 9337	EDG14442RE142P 10271	EDG14442RE142G 8824	EDG14442RE142M 7912	
EDG12042RE142W 9033	EDG12042RE142P 9936	EDG12042RE142G 8562	EDG12042RE142M 7815	
EDG9642RE141W 5711	EDG9642RE141P 6282	EDG9642RE141G 5403	EDG9642RE141M 4813	
EDG8442RE141W 5386	EDG8442RE141P 5926	EDG8442RE141G 5100	EDG8442RE141M 4561	
EDG7242RE141W 5247	EDG7242RE141P 5772	EDG7242RE141G 4982	EDG7242RE141M 4482	

## 2 Select Finish

Metal Finish  
 Standard Black. Additional metal finishes are available, see options.

[Click to view finishes](#)

[Click to view finishes](#)

[Click to view finishes](#)

## 3 Select Edge

[Click to view edges](#)

[Click to view edges](#)

[Click to view edges](#)

## 4 Select Hardware

## Product Features

- 1" Thick top with rounded edges
- WellTech Finish Technology on wood tops
- Standard Black Base
- 6" Radius corners
- 3" Adjustable glide

## Notes

- 4 leg: 72" - 96" width
- 6 leg: 120" - 168" width
- 8 leg: 198" - 240" width

## Options

### EDGE

- SC1: Modify radius corner to square corner - n/c

### INSET LEGS

- IL2: Inset legs for two piece top - 10% upcharge
- IL3: Inset legs for a three piece top - 10% upcharge

### POWER

- Two pods mounted under the hinged seamless grommet. Each pod has 4 power and 2 data ports. Telecom connectors sold separately.
- PSG82-C: Plug with 144" cord (8 power, 2 telecom plates) - \$2044 each
  - W21: Grey Wire Manager (10.5") - \$35 ea.

### Premium Metal Finishes

- Specify Top Horn and Leg Metal Finish Color: \$660 (1) Piece Top, \$1,010 See Page 10 for Premium powder options

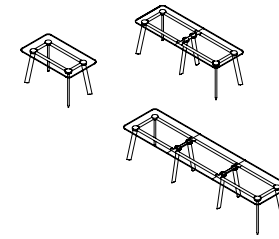
### PLANK MATCH VENEER

- RPMV: Random Walnut Plank Match Veneer (Horizontal Grain with 25%+ Sap) - Add 10%. Clear coat only.

# Edgeworks



Glass Conference Tables  
 Rectangle 42" Depth Standing Height

[Click here to view statement of line](#)



## 1 Select Model

w" x d" x h"	Weight
3 Piece Top	
240 x 42 x 42	470
216 x 42 x 42	390
198 x 42 x 42	365
2 Piece Top	
168 x 42 x 42	295
144 x 42 x 42	260
120 x 42 x 42	235
1 Piece Top	
96 x 42 x 42	175
84 x 42 x 42	160
72 x 42 x 42	150

	White Gloss Glass Top Standard Black Frame	Black Gloss Glass Top Standard Black Frame														
	<table border="1"> <tr> <td>EDG24042RE143SW</td> <td>25296</td> </tr> <tr> <td>EDG21642RE143SW</td> <td>21572</td> </tr> <tr> <td>EDG19842RE143SW</td> <td>20578</td> </tr> </table>	EDG24042RE143SW	25296	EDG21642RE143SW	21572	EDG19842RE143SW	20578	<table border="1"> <tr> <td>EDG24042RE143SB</td> <td>25296</td> </tr> <tr> <td>EDG21642RE143SB</td> <td>21572</td> </tr> <tr> <td>EDG19842RE143SB</td> <td>20578</td> </tr> </table>	EDG24042RE143SB	25296	EDG21642RE143SB	21572	EDG19842RE143SB	20578		
EDG24042RE143SW	25296															
EDG21642RE143SW	21572															
EDG19842RE143SW	20578															
EDG24042RE143SB	25296															
EDG21642RE143SB	21572															
EDG19842RE143SB	20578															
	<table border="1"> <tr> <td>EDG16842RE142SW</td> <td>16189</td> </tr> <tr> <td>EDG14442RE142SW</td> <td>14862</td> </tr> <tr> <td>EDG12042RE142SW</td> <td>13537</td> </tr> </table>	EDG16842RE142SW	16189	EDG14442RE142SW	14862	EDG12042RE142SW	13537	<table border="1"> <tr> <td>EDG16842RE142SB</td> <td>16189</td> </tr> <tr> <td>EDG14442RE142SB</td> <td>14862</td> </tr> <tr> <td>EDG12042RE142SB</td> <td>13537</td> </tr> </table>	EDG16842RE142SB	16189	EDG14442RE142SB	14862	EDG12042RE142SB	13537		
EDG16842RE142SW	16189															
EDG14442RE142SW	14862															
EDG12042RE142SW	13537															
EDG16842RE142SB	16189															
EDG14442RE142SB	14862															
EDG12042RE142SB	13537															
	<table border="1"> <tr> <td>EDG9642RE141SW</td> <td>9461</td> </tr> <tr> <td>EDG8442RE141SW</td> <td>8799</td> </tr> <tr> <td>EDG7242RE141SW</td> <td>8138</td> </tr> </table>	EDG9642RE141SW	9461	EDG8442RE141SW	8799	EDG7242RE141SW	8138	<table border="1"> <tr> <td>EDG9642RE141SB</td> <td>9461</td> </tr> <tr> <td>EDG8442RE141SB</td> <td>8799</td> </tr> <tr> <td>EDG7242RE141SB</td> <td>8138</td> </tr> </table>	EDG9642RE141SB	9461	EDG8442RE141SB	8799	EDG7242RE141SB	8138		
EDG9642RE141SW	9461															
EDG8442RE141SW	8799															
EDG7242RE141SW	8138															
EDG9642RE141SB	9461															
EDG8442RE141SB	8799															
EDG7242RE141SB	8138															
<b>2 Select Finish</b>	<b>BLACK</b>	<b>BLACK</b>														
Metal Finish	Click to view finishes	Click to view finishes	Click to view finishes													
Standard Black. Additional metal finishes are available, see options.																
<b>3 Select Edge</b>			Click to view edges													
<b>4 Select Hardware</b>	Hardware N/A	Hardware N/A														

## Product Features

- Standard Black Base
- 6" Radius corners
- 3" Adjustable glide
- Glass tops are gloss finish, see options for Soft Etch Glass tops

## Notes

- Contact our customer service department for custom inset leg quote with glass tops
- 4 leg: 72" - 96" width
- 6 leg: 120" - 168" width
- 8 leg: 198" - 240" width
- Back painted glass tops will sit on a 3/4" subtop

## Options

### EDGE

- SC1: Modify radius corner to square corner - n/c

### Premium Metal Finishes

- Specify Top Horn and Leg Metal Finish Color: \$660 (1) Piece Top, \$1,010 (2) Piece Top, \$1,355 (3) Piece Top
- See Page 10 for Premium powder options

### GLASS FINISH

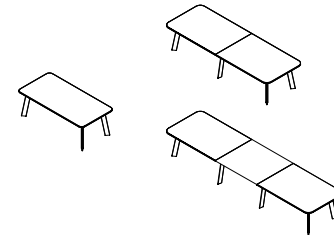
- Optional Soft Etch Finished glass
- EB: Black Soft Etch Glass, EW: White Soft Etch Glass - n/c

### Power

- Glasspod cutouts will include an additional fee of \$125 per pod
- REF-310: Reef power unit with daisylink - \$1199 ea
- PD-Cove-PKO: Cove corded series - \$872 ea
- FPDB: Flush power/data bay
- Hardwired: FPDB-H72: 72" Cord - \$1363. FPDB-H108: 108" Cord - \$1300. FPDB-H144: 144" Cord - \$1350. FPDB-H180: 180" Cord - \$1400.
- Power/Plug: FPDB-C72: 72" Cord - \$1250. FPDB-C108: 108" Cord - \$1300. FPDB-C144: 144" - Cord \$1350. FPDB-C180: 180" Cord - \$1400

# Edgeworks

Conference Tables  
 Rectangle 48" Depth Sitting Height



[Click here to view statement of line](#)

## 1 Select Model

Weight

w" x d" x h"	Weight
3 Piece Top	
240 x 48 x 29	310
216 x 48 x 29	420
198 x 48 x 29	400
2 Piece Top	
168 x 48 x 29	325
144 x 48 x 29	280
120 x 48 x 29	255
1 Piece Top	
96 x 48 x 29	195
84 x 48 x 29	175
72 x 48 x 29	165

	Standard Veneer Top Standard Black Frame	Premium Veneer Top Standard Black Frame	High Pressure Laminate Top Standard Black Frame	Thermally Fused Laminate Top Standard Black Frame
EDG24048RE123W 15823	EDG24048RE123P 17404	EDG24048RE123G 15333	EDG24048RE123M 13144	
EDG21648RE123W 13634	EDG21648RE123P 14998	EDG21648RE123G 12724	EDG21648RE123M 10787	
EDG19848RE123W 12148	EDG19848RE123P 13363	EDG19848RE123G 11460	EDG19848RE123M 9813	
EDG16848RE122W 9595	EDG16848RE122P 10555	EDG16848RE122G 8958	EDG16848RE122M 7485	
EDG14448RE122W 9259	EDG14448RE122P 10185	EDG14448RE122G 8676	EDG14448RE122M 7374	
EDG12048RE122W 8915	EDG12048RE122P 9807	EDG12048RE122G 8382	EDG12048RE122M 7338	
EDG9648RE121W 5444	EDG9648RE121P 5989	EDG9648RE121G 5079	EDG9648RE121M 4320	
EDG8448RE121W 5282	EDG8448RE121P 5810	EDG8448RE121G 4959	EDG8448RE121M 4244	
EDG7248RE121W 5121	EDG7248RE121P 5634	EDG7248RE121G 4826	EDG7248RE121M 4161	

## 2 Select Finish

Metal Finish  
 Standard Black. Additional metal finishes are available, see options.

[Click to view finishes](#)

[Click to view finishes](#)

[Click to view finishes](#)

## 3 Select Edge

[Click to view edges](#)

[Click to view edges](#)

[Click to view edges](#)

## 4 Select Hardware

## Product Features

- 1" Thick top with rounded edges
- WellTech Finish Technology on wood tops
- Standard Black Base
- 6" Radius corners
- 3" Adjustable glide

## Notes

- 4 leg: 72" - 96" width
- 6 leg: 120" - 168" width
- 8 leg: 198" - 240" width

## Options

### EDGE

- SC1: Modify radius corner to square corner - n/c

### INSET LEGS

- IL2: Inset legs for two piece top - 10% upcharge
- IL3: Inset legs for a three piece top - 10% upcharge

### POWER

- Two pods mounted under the hinged seamless grommet. Each pod has 4 power and 2 data ports. Telecom connectors sold separately.
- PSG82-C: Plug with 144" cord (8 power, 2 telecom plates) - \$2044 each
  - W21: Grey Wire Manager (10.5") - \$35 ea.

### Premium Metal Finishes

- Specify Top Horn and Leg Metal Finish Color: \$660 (1) Piece Top, \$1,010 (2) Piece Top, \$1,355 (3) Piece Top
- See Page 10 for Premium powder options

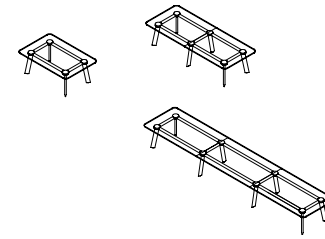
### PLANK MATCH VENEER

- RPMV: Random Walnut Plank Match Veneer (Horizontal Grain with 25%+ Sap) - Add 10%. Clear coat only.

# Edgeworks

Glass Conference Tables  
 Rectangle 48" Depth Sitting Height

[Click here to view statement of line](#)



## 1 Select Model

w" x d" x h"	Weight
3 Piece Top	
240 x 48 x 29	310
216 x 48 x 29	420
198 x 48 x 29	400
2 Piece Top	
168 x 48 x 29	325
144 x 48 x 29	280
120 x 48 x 29	255
1 Piece Top	
96 x 48 x 29	195
84 x 48 x 29	175
72 x 48 x 29	165

	White Gloss Glass Top Standard Black Frame	Black Gloss Glass Top Standard Black Frame		
	EDG24048RE123SW 26279	EDG24048RE123SB 26279		
	EDG21648RE123SW 22548	EDG21648RE123SB 22548		
	EDG19848RE123SW 21410	EDG19848RE123SB 21410		
	EDG16848RE122SW 16966	EDG16848RE122SB 16966		
	EDG14448RE122SW 15450	EDG14448RE122SB 15450		
	EDG12048RE122SW 13936	EDG12048RE122SB 13936		
	EDG9648RE121SW 9855	EDG9648RE121SB 9855		
	EDG8448RE121SW 9097	EDG8448RE121SB 9097		
	EDG7248RE121SW 8340	EDG7248RE121SB 8340		
<b>2 Select Finish</b>	BLACK	BLACK		
Metal Finish	<a href="#">Click to view finishes</a>	<a href="#">Click to view finishes</a>	<a href="#">Click to view finishes</a>	
Standard Black. Additional metal finishes are available, see options.				
<b>3 Select Edge</b>	<a href="#">Click to view edges</a>	<a href="#">Click to view edges</a>	<a href="#">Click to view edges</a>	
<b>4 Select Hardware</b>				

## Product Features

- Standard Black Base
- 6" Radius corners
- 3" Adjustable glide
- Glass tops are gloss finish, see options for Soft Etch Glass tops

## Notes

- Contact our customer service department for custom inset leg quote with glass tops
- 4 leg: 72" - 96" width
- 6 leg: 120" - 168" width
- 8 leg: 198" - 240" width

## Options

### EDGE

- SC1: Modify radius corner to square corner - n/c

### Premium Metal Finishes

- Specify Top Horn and Leg Metal Finish Color: \$660 (1) Piece Top, \$1,010 (2) Piece Top, \$1,355 (3) Piece Top
- See Page 10 for Premium powder options

### GLASS FINISH

- Optional Soft Etch Finished glass
- EB: Black Soft Etch Glass, EW: White Soft Etch Glass - n/c


### Power

- Glasspod cutouts will include an additional fee of \$125 per pod
- REF-310: Reef power unit with daisylink - \$1199 ea
- PD-Cove-PKO: Cove corded series - \$872 ea
- FPDB: Flush power/data bay
- Hardwired: FPDB-H72: 72" Cord - \$1363. FPDB-H108: 108" Cord - \$1300. FPDB-H144: 144" Cord - \$1350. FPDB-H180: 180" Cord - \$1400.
- Power/Plug: FPDB-C72: 72" Cord - \$1250. FPDB-C108: 108" Cord - \$1300. FPDB-C144: 144" - Cord \$1350. FPDB-C180: 180" Cord - \$1400



# Edgeworks

Conference Tables  
Rectangle 48" Depth Standing Height



[Click here to view statement of line](#)

## 1 Select Model

w" x d" x h"	Weight
3 Piece Top	
240 x 48 x 42	310
216 x 48 x 42	420
198 x 48 x 42	400
2 Piece Top	
168 x 48 x 42	325
144 x 48 x 42	280
120 x 48 x 42	255
1 Piece Top	
96 x 48 x 42	195
84 x 48 x 42	175
72 x 48 x 42	165

	Standard Veneer Top Standard Black Frame	Premium Veneer Top Standard Black Frame	High Pressure Laminate Top Standard Black Frame	Thermally Fused Laminate Top Standard Black Frame
	EDG24048RE143W 16993	EDG24048RE143P 18691	EDG24048RE143G 16993	EDG24048RE143M 14056
	EDG21648RE143W 14363	EDG21648RE143P 15800	EDG21648RE143G 13453	EDG21648RE143M 11517
	EDG19848RE143W 12877	EDG19848RE143P 14165	EDG19848RE143G 12190	EDG19848RE143M 10542
	EDG16848RE142W 10001	EDG16848RE142P 11002	EDG16848RE142G 9505	EDG16848RE142M 8030
	EDG14448RE142W 9461	EDG14448RE142P 10789	EDG14448RE142G 9224	EDG14448RE142M 7918
	EDG12048RE142W 9461	EDG12048RE142P 10407	EDG12048RE142G 8927	EDG12048RE142M 7884
	EDG9648RE141W 5990	EDG9648RE141P 6590	EDG9648RE141G 5626	EDG9648RE141M 4869
	EDG8448RE141W 5646	EDG8448RE141P 6212	EDG8448RE141G 5324	EDG8448RE141M 4608
	EDG7248RE141W 5486	EDG7248RE141P 6035	EDG7248RE141G 5192	EDG7248RE141M 4524

## 2 Select Finish

Metal Finish  
Standard Black. Additional metal finishes are available, see options.

[Click to view finishes](#)

[Click to view finishes](#)

[Click to view finishes](#)

## 3 Select Edge

[Click to view edges](#)

[Click to view edges](#)

[Click to view edges](#)

## 4 Select Hardware

## Product Features

- 1" Thick top with rounded edges
- WellTech Finish Technology on wood tops
- Standard Black Base
- 6" Radius corners
- 3" Adjustable glide

## Notes

- 4 leg: 72" - 96" width
- 6 leg: 120" - 168" width
- 8 leg: 198" - 240" width

## Options

### EDGE

- SC1: Modify radius corner to square corner - n/c

### INSET LEGS

- IL2: Inset legs for two piece top - 10% upcharge
- IL3: Inset legs for a three piece top - 10% upcharge

### POWER

- Two pods mounted under the hinged seamless grommet. Each pod has 4 power and 2 data ports. Telecom connectors sold separately.
- PSG82-C: Plug with 144" cord (8 power, 2 telecom plates) - \$2044 each
  - W21: Grey Wire Manager (10.5") - \$35 ea.

### Premium Metal Finishes

- Specify Top Horn and Leg Metal Finish Color: \$660 (1) Piece Top, \$1,010 (2) Piece Top, \$1,355 (3) Piece Top
- See Page 10 for Premium powder options

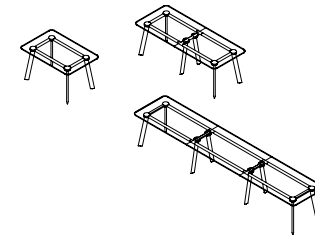
### PLANK MATCH VENEER

- RPMV: Random Walnut Plank Match Veneer (Horizontal Grain with 25%+ Sap) - Add 10%. Clear coat only.

# Edgeworks



Glass Conference Tables  
Rectangle 48" Depth Standing Height

[Click here to view statement of line](#)



## 1 Select Model

w" x d" x h"	Weight
3 Piece Top	
240 x 48 x 42	310
216 x 48 x 42	420
198 x 48 x 42	400
2 Piece Top	
168 x 48 x 42	325
144 x 48 x 42	280
120 x 48 x 42	255
1 Piece Top	
96 x 48 x 42	195
84 x 48 x 42	175
72 x 48 x 42	165

	White Gloss Glass Top Standard Black Frame	Black Gloss Glass Top Standard Black Frame		
Metal Finish	Click to view finishes	Click to view finishes	Click to view finishes	Click to view finishes
Standard Black. Additional metal finishes are available, see options.				
3 Select Edge	 Flat	 Flat	Click to view edges	
4 Select Hardware	Hardware N/A	Hardware N/A		

## Product Features

- Standard Black Base
- 6" Radius corners
- 3" Adjustable glide
- Glass tops are gloss finish, see options for Soft Etch Glass tops

## Notes

- Contact our customer service department for custom inset leg quote with glass tops
- 4 leg: 72" - 96" width
- 6 leg: 120" - 168" width
- 8 leg: 198" - 240" width
- Back painted glass tops will sit on a 3/4" subtop

## Options

### EDGE

- SC1: Modify radius corner to square corner - n/c

### Premium Metal Finishes

- Specify Top Horn and Leg Metal Finish Color: \$660 (1) Piece Top, \$1,010 (2) Piece Top, \$1,355 (3) Piece Top
- See Page 10 for Premium powder options

### GLASS FINISH

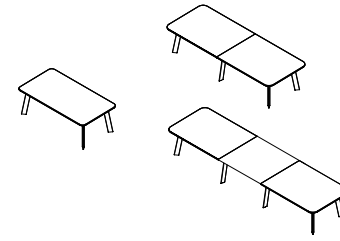
- Optional Soft Etch Finished glass
- EB: Black Soft Etch Glass, EW: White Soft Etch Glass - n/c

### Power

- Glasspod cutouts will include an additional fee of \$125 per pod
- REF-310: Reef power unit with daisylink - \$1199 ea
- PD-Cove-PKO: Cove corded series - \$872 ea
- FPDB: Flush power/data bay
- Hardwired: FPDB-H72: 72" Cord - \$1363. FPDB-H108: 108" Cord - \$1300. FPDB-H144: 144" Cord - \$1350. FPDB-H180: 180" Cord - \$1400.
- Power/Plug: FPDB-C72: 72" Cord - \$1250. FPDB-C108: 108" Cord - \$1300. FPDB-C144: 144" - Cord \$1350. FPDB-C180: 180" Cord - \$1400

# Edgeworks

Conference Tables  
 Rectangle 54" Depth Sitting Height



[Click here to view statement of line](#)

## 1 Select Model

w" x d" x h"	Weight
3 Piece Top	
240 x 54 x 29	535
216 x 54 x 29	450
198 x 54 x 29	420
2 Piece Top	
168 x 54 x 29	350
144 x 54 x 29	315
120 x 54 x 29	280
1 Piece Top	
96 x 54 x 29	155
84 x 54 x 29	135
72 x 54 x 29	180

	Standard Veneer Top Standard Black Frame	Premium Veneer Top Standard Black Frame	High Pressure Laminate Top Standard Black Frame	Thermally Fused Laminate Top Standard Black Frame
EDG24054RE123W 17203	EDG24054RE123P 18924	EDG24054RE123G 16090	EDG24054RE123M 13285	
EDG21654RE123W 14462	EDG21654RE123P 15908	EDG21654RE123G 13431	EDG21654RE123M 10549	
EDG19854RE123W 12771	EDG19854RE123P 14049	EDG19854RE123G 11994	EDG19854RE123M 9882	
EDG16854RE122W 10171	EDG16854RE122P 11189	EDG16854RE122G 9448	EDG16854RE122M 7568	
EDG14454RE122W 9792	EDG14454RE122P 10771	EDG14454RE122G 9125	EDG14454RE122M 7456	
EDG12054RE122W 9398	EDG12054RE122P 10338	EDG12054RE122G 8796	EDG12054RE122M 7406	
EDG9654RE121W 5730	EDG9654RE121P 6304	EDG9654RE121G 5337	EDG9654RE121M 4469	
EDG8454RE121W 5528	EDG8454RE121P 6081	EDG8454RE121G 5192	EDG8454RE121M 4427	
EDG7254RE121W 5319	EDG7254RE121P 5851	EDG7254RE121G 5037	EDG7254RE121M 4385	

## Product Features

- 1" Thick top with rounded edges
- WellTech Finish Technology on wood tops
- Standard Black Base
- 6" Radius corners
- 3" Adjustable glide

## Notes

- 4 leg: 72" - 96" width
- 6 leg: 120" - 168" width
- 8 leg: 198" - 240" width

## Options

### EDGE

- SC1: Modify radius corner to square corner - n/c

### INSET LEGS

- IL2: Inset legs for two piece top - 10% upcharge
- IL3: Inset legs for a three piece top - 10% upcharge

### POWER

- Two pods mounted under the hinged seamless grommet. Each pod has 4 power and 2 data ports. Telecom connectors sold separately.
- PSG82-C: Plug with 144" cord (8 power, 2 telecom plates) - \$2044 each
  - W21: Grey Wire Manager (10.5") - \$35 ea.

### Premium Metal Finishes

- Specify Top Horn and Leg Metal Finish Color: \$660 (1) Piece Top, \$1,010 (2) Piece Top, \$1,355 (3) Piece Top
- See Page 10 for Premium powder options

### PLANK MATCH VENEER

- RPMV: Random Walnut Plank Match Veneer (Horizontal Grain with 25%+ Sap) - Add 10%. Clear coat only.

## 2 Select Finish

Metal Finish  
 Standard Black. Additional metal finishes are available, see options.

[Click to view finishes](#)

[Click to view finishes](#)

[Click to view finishes](#)

## 3 Select Edge

[Click to view edges](#)

[Click to view edges](#)

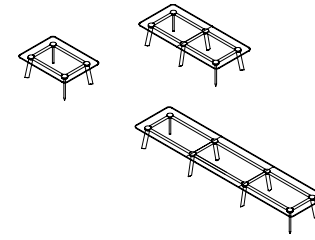
[Click to view edges](#)

## 4 Select Hardware

# Edgeworks

Glass Conference Tables  
Rectangle 54" Depth Sitting Height

[Click here to view statement of line](#)



## 1 Select Model

w" x d" x h"	Weight
3 Piece Top	
240 x 54 x 29	535
216 x 54 x 29	450
198 x 54 x 29	420
2 Piece Top	
168 x 54 x 29	350
144 x 54 x 29	315
120 x 54 x 29	280
1 Piece Top	
96 x 54 x 29	155
84 x 54 x 29	135
72 x 54 x 29	180

	White Gloss Glass Top Standard Black Frame	Black Gloss Glass Top Standard Black Frame		
	EDG24054RE123SW 28172	EDG24054RE123SB 28172		
	EDG21654RE123SW 24252	EDG21654RE123SB 24252		
	EDG19854RE123SW 22974	EDG19854RE123SB 22974		
	EDG16854RE122SW 18292	EDG16854RE122SB 18292		
	EDG14454RE122SW 16587	EDG14454RE122SB 16587		
	EDG12054RE122SW 14883	EDG12054RE122SB 14883		
	EDG9654RE121SW 10611	EDG9654RE121SB 10611		
	EDG8454RE121SW 9759	EDG8454RE121SB 9759		
	EDG7254RE121SW 8910	EDG7254RE121SB 8910		
<b>2 Select Finish</b>	BLACK	BLACK		
Metal Finish	<a href="#">Click to view finishes</a>	<a href="#">Click to view finishes</a>	<a href="#">Click to view finishes</a>	
Standard Black. Additional metal finishes are available, see options.				
<b>3 Select Edge</b>	<a href="#">Click to view edges</a>	<a href="#">Click to view edges</a>	<a href="#">Click to view edges</a>	
<b>4 Select Hardware</b>				

## Product Features

- Standard Black Base
- 6" Radius corners
- 3" Adjustable glide
- Glass tops are gloss finish, see options for Soft Etch Glass tops

## Notes

- Contact our customer service department for custom inset leg quote with glass tops
- 4 leg: 72" - 96" width
- 6 leg: 120" - 168" width
- 8 leg: 198" - 240" width

## Options

### EDGE

- SC1: Modify radius corner to square corner - n/c

### Premium Metal Finishes

- Specify Top Horn and Leg Metal Finish Color: \$660 (1) Piece Top, \$1,010 (2) Piece Top, \$1,355 (3) Piece Top
- See Page 10 for Premium powder options

### GLASS FINISH


- Optional Soft Etch Finished glass
- EB: Black Soft Etch Glass, EW: White Soft Etch Glass - n/c

### Power

- Glasspod cutouts will include an additional fee of \$125 per pod
- REF-310: Reef power unit with daisylink - \$1199 ea
- PD-Cove-PKO: Cove corded series - \$872 ea
- FPDB: Flush power/data bay
- Hardwired: FPDB-H72: 72" Cord - \$1363. FPDB-H108: 108" Cord - \$1300. FPDB-H144: 144" Cord - \$1350. FPDB-H180: 180" Cord - \$1400.
- Power/Plug: FPDB-C72: 72" Cord - \$1250. FPDB-C108: 108" Cord - \$1300. FPDB-C144: 144" - Cord \$1350. FPDB-C180: 180" Cord - \$1400

# Edgeworks

Conference Tables  
 Rectangle 54" Depth Standing Height



[Click here to view statement of line](#)

## 1 Select Model

w" x d" x h"	Weight
3 Piece Top	
240 x 54 x 42	535
216 x 54 x 42	450
198 x 54 x 42	420
2 Piece Top	
168 x 54 x 42	350
144 x 54 x 42	315
120 x 54 x 42	280
1 Piece Top	
96 x 54 x 42	155
84 x 54 x 42	135
72 x 54 x 42	180

	Standard Veneer Top Standard Black Frame	Premium Veneer Top Standard Black Frame	High Pressure Laminate Top Standard Black Frame	Thermally Fused Laminate Top Standard Black Frame
EDG24054RE143W 18116	EDG24054RE143P 19927	EDG24054RE143G 17001	EDG24054RE143M 14195	
EDG21654RE143W 15192	EDG21654RE143P 16712	EDG21654RE143G 14161	EDG21654RE143M 11279	
EDG19854RE143W 13500	EDG19854RE143P 14850	EDG19854RE143G 12724	EDG19854RE143M 10611	
EDG16854RE142W 10717	EDG16854RE142P 11789	EDG16854RE142G 9994	EDG16854RE142M 8115	
EDG14454RE142W 10340	EDG14454RE142P 11376	EDG14454RE142G 9672	EDG14454RE142M 8003	
EDG12054RE142W 9947	EDG12054RE142P 10942	EDG12054RE142G 9343	EDG12054RE142M 7954	
EDG9654RE141W 6278	EDG9654RE141P 6907	EDG9654RE141G 5885	EDG9654RE141M 5017	
EDG8454RE141W 5982	EDG8454RE141P 6581	EDG8454RE141G 5555	EDG8454RE141M 4748	
EDG7254RE141W 5683	EDG7254RE141P 6251	EDG7254RE141G 5403	EDG7254RE141M 4791	

## 2 Select Finish

Metal Finish  
 Standard Black. Additional metal finishes are available, see options.

[Click to view finishes](#)

[Click to view finishes](#)

[Click to view finishes](#)

## 3 Select Edge

[Click to view edges](#)

[Click to view edges](#)

[Click to view edges](#)

## 4 Select Hardware

## Product Features

- 1" Thick top with rounded edges
- WellTech Finish Technology on wood tops
- Standard Black Base
- 6" Radius corners
- 3" Adjustable glide

## Notes

- 4 leg: 72" - 96" width
- 6 leg: 120" - 168" width
- 8 leg: 198" - 240" width

## Options

### EDGE

- SC1: Modify radius corner to square corner - n/c

### INSET LEGS

- IL2: Inset legs for two piece top - 10% upcharge
- IL3: Inset legs for a three piece top - 10% upcharge

### POWER

- Two pods mounted under the hinged seamless grommet. Each pod has 4 power and 2 data ports. Telecom connectors sold separately.
- PSG82-C: Plug with 144" cord (8 power, 2 telecom plates) - \$2044 each
  - W21: Grey Wire Manager (10.5") - \$35 ea.

### Premium Metal Finishes

- Specify Top Horn and Leg Metal Finish Color: \$660 (1) Piece Top, \$1,010 (2) Piece Top, \$1,355 (3) Piece Top
- See Page 10 for Premium powder options

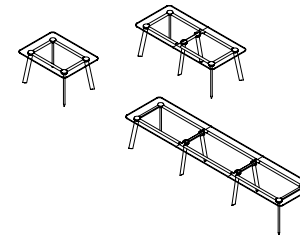
### PLANK MATCH VENEER

- RPMV: Random Walnut Plank Match Veneer (Horizontal Grain with 25%+ Sap) - Add 10%. Clear coat only.

# Edgeworks

Glass Conference Tables  
 Rectangle 54" Depth Standing Height

[Click here to view statement of line](#)



## 1 Select Model

w" x d" x h"	Weight
3 Piece Top	
240 x 54 x 42	535
216 x 54 x 42	450
198 x 54 x 42	420
2 Piece Top	
168 x 54 x 42	350
144 x 54 x 42	315
120 x 54 x 42	280
1 Piece Top	
96 x 54 x 42	155
84 x 54 x 42	135
72 x 54 x 42	180

	White Gloss Glass Top Standard Black Frame	Black Gloss Glass Top Standard Black Frame		
	EDG24054RE143SW 29085	EDG24054RE143SB 29085		
	EDG21654RE143SW 24982	EDG21654RE143SB 24982		
	EDG19854RE143SW 23703	EDG19854RE143SB 23703		
	EDG16854RE142SW 18838	EDG16854RE142SB 18838		
	EDG14454RE142SW 17134	EDG14454RE142SB 17134		
	EDG12054RE142SW 15429	EDG12054RE142SB 15429		
	EDG9654RE141SW 10977	EDG9654RE141SB 10977		
	EDG8454RE141SW 10124	EDG8454RE141SB 10124		
	EDG7254RE141SW 9274	EDG7254RE141SB 9274		
<b>2 Select Finish</b>	BLACK	BLACK		
Metal Finish	Click to view finishes	Click to view finishes	Click to view finishes	
Standard Black. Additional metal finishes are available, see options.				
<b>3 Select Edge</b>	Click to view edges	Click to view edges	Click to view edges	
<b>4 Select Hardware</b>				

## Product Features

- Standard Black Base
- 6" Radius corners
- 3" Adjustable glide
- Glass tops are gloss finish, see options for Soft Etch Glass tops

## Notes

- Contact our customer service department for custom inset leg quote with glass tops
- 4 leg: 72" - 96" width
- 6 leg: 120" - 168" width
- 8 leg: 198" - 240" width
- Back painted glass tops will sit on a 3/4" subtop

## Options

### EDGE

- SC1: Modify radius corner to square corner - n/c

### Premium Metal Finishes

- Specify Top Horn and Leg Metal Finish Color: \$660 (1) Piece Top, \$1,010 (2) Piece Top, \$1,355 (3) Piece Top
- See Page 10 for Premium powder options

### GLASS FINISH

- Optional Soft Etch Finished glass
- EB: Black Soft Etch Glass, EW: White Soft Etch Glass - n/c


### Power

- Glasspod cutouts will include an additional fee of \$125 per pod
- REF-310: Reef power unit with daisylink - \$1199 ea
- PD-Cove-PKO: Cove corded series - \$872 ea
- FPDB: Flush power/data bay
- Hardwired: FPDB-H72: 72" Cord - \$1363. FPDB-H108: 108" Cord - \$1300. FPDB-H144: 144" Cord - \$1350. FPDB-H180: 180" Cord - \$1400.
- Power/Plug: FPDB-C72: 72" Cord - \$1250. FPDB-C108: 108" Cord - \$1300. FPDB-C144: 144" - Cord \$1350. FPDB-C180: 180" Cord - \$1400

# Edgeworks

Conference Tables  
 Rectangle 60" Depth Sitting Height

[Click here to view statement of line](#)



## 1 Select Model

w" x d" x h"	Weight
3 Piece Top	
240 x 60 x 29	580
216 x 60 x 29	490
198 x 60 x 29	445
2 Piece Top	
168 x 60 x 29	375
144 x 60 x 29	335
120 x 60 x 29	290

	Standard Veneer Top Standard Black Frame	Premium Veneer Top Standard Black Frame	High Pressure Laminate Top Standard Black Frame	Thermally Fused Laminate Top Standard Black Frame
	EDG24060RE123W 18212	EDG24060RE123P 20035	EDG24060RE123G 16951	EDG24060RE123M 13340
	EDG21660RE123W 15400	EDG21660RE123P 16941	EDG21660RE123G 14230	EDG21660RE123M 10591
	EDG19860RE123W 13480	EDG19860RE123P 14829	EDG19860RE123G 12598	EDG19860RE123M 10086
	EDG16860RE122W 10828	EDG16860RE122P 11912	EDG16860RE122G 10009	EDG16860RE122M 7729
	EDG14460RE122W 10395	EDG14460RE122P 11434	EDG14460RE122G 9639	EDG14460RE122M 7590
	EDG12060RE122W 9947	EDG12060RE122P 10942	EDG12060RE122G 9259	EDG12060RE122M 7450

## 2 Select Finish

Metal Finish  
 Standard Black. Additional metal finishes are available, see options.

[Click to view finishes](#)

[Click to view finishes](#)

[Click to view finishes](#)

## 3 Select Edge

[Click to view edges](#)

[Click to view edges](#)

[Click to view edges](#)

## 4 Select Hardware

## Product Features

- 1" Thick top with rounded edges
- WellTech Finish Technology on wood tops
- Standard Black Base
- 6" Radius corners
- 3" Adjustable glide

## Notes

- 6 leg: 120" - 168" width
- 8 leg: 198" - 240" width

## Options

### EDGE

- SC1: Modify radius corner to square corner - n/c

### INSET LEGS

- IL2: Inset legs for a two piece top - 10% upcharge
- IL3: Inset legs for a three piece top - 10% upcharge

### POWER

- Two pods mounted under the hinged seamless grommet. Each pod has 4 power and 2 data ports. Telecom connectors sold separately.
- PSG82-C: Plug with 144" cord (8 power, 2 telecom plates) - \$2044 each
- W21: Grey Wire Manager (10.5") - \$35 ea.

### Premium Metal Finishes

- Specify Top Horn and Leg Metal Finish Color: \$1,010 (2) Piece Top, \$1,355 (3) Piece Top
- See Page 10 for Premium powder options

### PLANK MATCH VENEER


- RPMV: Random Walnut Plank Match Veneer (Horizontal Grain with 25%+ Sap) - Add 10%. Clear coat only.





# Edgeworks

Conference Tables  
 Rectangle 60" Depth Standing Height



[Click here to view statement of line](#)

## 1 Select Model

w" x d" x h"	Weight
3 Piece Top	
240 x 60 x 42	580
216 x 60 x 42	490
198 x 60 x 42	445
2 Piece Top	
168 x 60 x 42	375
144 x 60 x 42	335
120 x 60 x 42	290

	Standard Veneer Top Standard Black Frame	Premium Veneer Top	High Pressure Laminate Top Standard Black Frame	Thermally Fused Laminate Top Standard Black Frame
	EDG24060RE143W 19126	EDG24060RE143P 21039	EDG24060RE143G 17864	EDG24060RE143M 14251
	EDG21660RE143W 16130	EDG21660RE143P 17743	EDG21660RE143G 14959	EDG21660RE143M 11320
	EDG19860RE143W 14210	EDG19860RE143P 15630	EDG19860RE143G 13326	EDG19860RE143M 10816
	EDG16860RE142W 11378	EDG16860RE142P 12515	EDG16860RE142G 10555	EDG16860RE142M 8277
	EDG14460RE142W 10942	EDG14460RE142P 12037	EDG14460RE142G 10184	EDG14460RE142M 8138
	EDG12060RE142W 10494	EDG12060RE142P 11543	EDG12060RE142G 9807	EDG12060RE142M 7996

## Product Features

- 1" Thick top with rounded edges
- WellTech Finish Technology on wood tops
- Standard Black Base
- 6" Radius corners
- 3" Adjustable glide

## Notes

- 6 leg: 120" - 168" width
- 8 leg: 198" - 240" width

## Options

### EDGE

- SC1: Modify radius corner to square corner - n/c

### INSET LEGS

- IL2: Inset legs for two piece top - 10% upcharge
- IL3: Inset legs for a three piece top - 10% upcharge

### POWER

- Two pods mounted under the hinged seamless grommet. Each pod has 4 power and 2 data ports. Telecom connectors sold separately.
- PSG82-C: Plug with 144" cord (8 power, 2 telecom plates) - \$2044 each
  - W21: Grey Wire Manager (10.5") - \$35 ea.

### Premium Metal Finishes

- Specify Top Horn and Leg Metal Finish Color: \$1,010 (2) Piece Top, \$1,355 (3) Piece Top
- See Page 10 for Premium powder options

### PLANK MATCH VENEER

- RPMV: Random Walnut Plank Match Veneer (Horizontal Grain with 25%+ Sap) - Add 10%. Clear coat only.

## 2 Select Finish

Metal Finish  
 Standard Black. Additional metal finishes are available, see options.

[Click to view finishes](#)

[Click to view finishes](#)

[Click to view finishes](#)

## 3 Select Edge

[Click to view edges](#)

[Click to view edges](#)

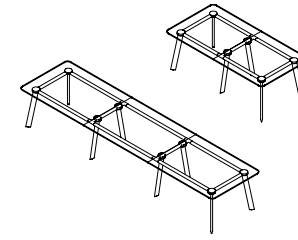
[Click to view edges](#)

## 4 Select Hardware

# Edgeworks

Glass Conference Tables  
 Rectangle 60" Depth Standing Height

[Click here to view statement of line](#)



## 1 Select Model

w" x d" x h"  
 3 Piece Top  
 240 x 60 x 42  
 216 x 60 x 42  
 198 x 60 x 42  
 2 Piece Top  
 168 x 60 x 42  
 144 x 60 x 42  
 120 x 60 x 42

Weight

	White Gloss Glass Top Standard Black Frame	Black Gloss Glass Top Standard Black Frame		
580	EDG24060RE143SW 30977	EDG24060RE143SB 30977		
490	EDG21660RE143SW 26684	EDG21660RE143SB 26684		
445	EDG19860RE143SW 25268	EDG19860RE143SB 25268		
375	EDG16860RE142SW 20162	EDG16860RE142SB 20162		
335	EDG14460RE142SW 18269	EDG14460RE142SB 18269		
290	EDG12060RE142SW 16377	EDG12060RE142SB 16377		

## 2 Select Finish

BLACK

BLACK

Metal Finish  
 Standard Black. Additional metal finishes are available, see options.

[Click to view finishes](#)

[Click to view finishes](#)

[Click to view finishes](#)

## 3 Select Edge

[Click to view edges](#)

[Click to view edges](#)

[Click to view edges](#)

## 4 Select Hardware

## Product Features

- Standard Black Base
- 6" Radius corners
- 3" Adjustable glide
- Glass tops are gloss finish, see options for Soft Etch Glass tops

## Notes

- Contact our customer service department for custom inset leg quote with glass tops
- 6 leg: 120" - 168" width
- 8 leg: 198" - 240" width
- Back painted glass tops will sit on a 3/4" subtop

## Options

### EDGE

- SC1: Modify radius corner to square corner - n/c

### Premium Metal Finishes

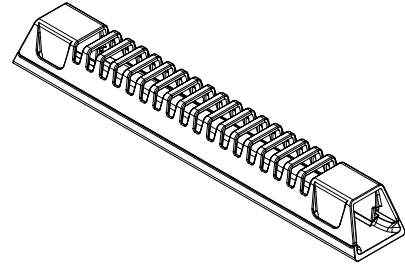

- Specify Top Horn and Leg Metal Finish Color: \$1,010 (2) Piece Top, \$1,355 (3) Piece Top
- See Page 10 for Premium powder options

### GLASS FINISH

- Optional Soft Etch Finished glass
- EB: Black Soft Etch Glass, EW: White Soft Etch Glass - n/c

### Power

- Glasspod cutouts will include an additional fee of \$125 per pod
- REF-310: Reef power unit with daisylink - \$1199 ea
- PD-Cove-PKO: Cove corded series - \$872 ea
- FPDB: Flush power/data bay
- Hardwired: FPDB-H72: 72" Cord - \$1363. FPDB-H108: 108" Cord - \$1300. FPDB-H144: 144" Cord - \$1350. FPDB-H180: 180" Cord - \$1400.
- Power/Plug: FPDB-C72: 72" Cord - \$1250. FPDB-C108: 108" Cord - \$1300. FPDB-C144: 144" - Cord \$1350. FPDB-C180: 180" Cord - \$1400



**WIRE MANAGEMENT**  
horizontal j-channel wire management raceway

**WIRE MANAGEMENT**  
horizontal wire management raceway

**WIRE MANAGEMENT**  
horizontal u-channel wire management raceway

**WIRE MANAGEMENT**  
coil wire manager

Style Number	List Price
W1	80 Per 4' section

Style Number	List Price
W21	35

Style Number	List Price
W2A	80 Per 4' section

Style Number	List Price
W18	160

**Specifications**

- 4' section for field installation.
- The "J" shape black thermoplastic wire raceway may be added to specified worksurface tops to provide concealed channeling of wires to and from worksurface grommets. For use in open kneespace areas, raceway is attachable to top of back panel with pan head screws. Interior dimensions are 1" x 1- 1/2" providing ample storage for multiple wires and excess cable. Front of raceway flexes out for easy cord insertion.

- Notes
- Units w/ Wire Channel Standard.
  - Field Installation

**Specifications**

- 10"W x 1.5"D x 1.25"H
- Grey Wire Manager (10.5")
- Power and data cables can be discretely housed and managed with the W21 Gray Wire Manager. This can be mounted in any location to metal frame or underside of conference tables and runs cables through a 1" channel from power module to hollow steel legs. This keeps cables organized under the table top. Release clips make it simple to snap on and off the Wire Manager for easy organization and access after attached to the table

- Notes
- Field installed

**Specifications**

- 4' section for field installation.
- Notes
- Units w/ Wire Channel Standard.
  - Field Installation

**Specifications**

- Weighted Base, Table attachment plate
  - 39- 1/2" Length
  - Black
- Notes
- Location

Aircharge wireless charging grommet

Style Number	List Price
 ACWG WIRELESS GROMMET	\$213

## Specifications

- > When used with GROVE Tables an additional \$350 LIST will apply for the special cutout required.
- > AirCharge offers a convenient way to charge any Qi compatible smartphone or device without the need to carry charging cables or find an available power outlet.
- > The Aircharge is powered by the latest Qi compliant IC offering reliable and efficient wireless charging in a convenient 3" grommet hub. Simply place your phone on the Aircharge and an LED will confirm pairing and begin wireless charging.
- > Recess: Efficient space conservation and quick access
- > Input: DC 5V (with included AC power adapter), DC 9V, 1.67A (with optional QC 2.0 power adapter)
- > Output: 5 watts Max. with DC 5V, 2A power adapter, 10 watts Max. with QC 2.0 power adapter
- > Qi V1.2 compliant IC
- > Charging distance: 6mm Max.

Available: All DARRAN collections



Cove power unit - non-linking

Style Number	List Price
 PD-COVE PLUG Non-linking version	\$600

## Specifications

- › Size 5.75"L x 2.5"W
- › (2) 15 Amp Receptacles and (2) USB charging ports
- › Surface Mount
- › 108" Cord
- › Standard Silver Finish, Available in White or Black Finish upon request
- › ETL Listed

Available: All DARRAN collections



Cove power unit with daisylink

Style Number                      List Price

STARTER UNITS



COV-DCH HARDWIRED                      \$744

Includes (1) Cove unit with Hardwire Infeed  
- 120"

ADDITIONAL LINKING UNITS

COV-DCL                      \$627 EACH

Includes Linking Cove unit and Jumper up to  
96", cable length determined by the top size



## Specifications

- › Size: 5.75"L x 2.5"W
- › (2) 15 Amp Receptacles and (2) 2.1 Amp USB charging ports
- › Surface Mount
- › Max Daisy Chain - Hardwire - (9) units; Plug/Corded - (4) units
- › Standard Silver Finish, Available in White or Black Finish upon request
- › ETL Listed

Available: All DARRAN collections

Cove corded series

Style Number	List Price
 PD-COVE-PKO	\$872

## Specifications

- > Size 9.5"L x 2.5"W x 3.18"D
- > When used with GROVE Tables an additional \$350 LIST will apply for the special cutout required.
- > (2) Power Receptacles, (2) 2.1 Amp USB charging ports and (1) Telecom Plate Knockout
- > Surface Mount
- > 108" Cord
- > Standard Silver Finish, Available in White or Black Finish upon request
- > ETL Listed

Available: All DARRAN collections

### Telecom Plates

RJ45 (1)	\$55
RJ45 (2)	\$110
RJ45 (3)	\$165
USB (1)	\$70
USB (2)	\$140
RJ11/RJ45	\$110
RJ45/USB	\$125
RJ45/HDMI	\$210
HDMI/DVI	\$325
HDMI/USB	\$205
HDMI/VGA	\$240
VGA/MINI-STEREO	\$155
VGA/USB	\$175

This pod can have up to 1 total plates.  
 \*All telecom connectors sold separately.



Keno power unit

Style Number	List Price
 PD-KENO	\$195

## Specifications

- > Size 5.5"L x 2.125"W x 2.5"H
- > 2 TR AC Outlets
- > 14.2A USB module w/ 2 charging ports
- > 10' Power cord

Available: EdgeWorks, NSS Open, ThinkingQuietly



White



Black



Reef power unit with daisylink

Style Number	List Price
 REF310 PLUG	\$1199

## Specifications

- > Size 16.1"L x 6.25"W x 4.89"D
- > When used with GROVE Tables an additional \$350 LIST will apply for the special cutout required.
- > (3) 120V Receptacles, (2) USB charging ports, 1 Data Plate Knockout, (2) Knockouts for RJ45 Data Ports
- > Surface Mount
- > 108" Cord
- > Features Convenience Plug on bottom of unit that allows for max (3) Daisy Chain
- > Standard Black Finish, Available in White or Silver Finish upon request
- > Additional Telecom Plate Knockout
- > RJ45 for Knockouts not required. If not ordered a small hole will be present in the pod in this this location
- > ETL Listed

Available: Conferencing

Telecom Plates	
RJ45 (1)	\$55
RJ45 (2)	\$110
RJ45 (3)	\$165
USB (1)	\$70
USB (2)	\$140
RJ11/RJ45	\$110
RJ45/USB	\$125
RJ45/HDMI	\$210
HDMI/DVI	\$325
HDMI/USB	\$205
HDMI/VGA	\$240
VGA/MINI-STEREO	\$155
VGA/USB	\$175

This pod can have up to 1 total plates.  
 \*All telecom connectors sold separately.



Powered seamless grommet

Style Number	List Price
	
Power/Plug	
PSG82-C: PLUG	\$2,044
* Not Available on Thermally Fused Laminate	

Additional Linking Units

Style Number	List Price
	
Power/Plug	
PSG82-L: Linking	\$1590
*Covers up to 120" distance between pods	
* Not Available on Thermally Fused Laminate	

Specifications

- > Grommet comes with 2 Power Pods that are mounted under the Seamless Grommet. Pods daisylink together with (2) innerconnecting cables.
- > Soft close door
- > Size: 11.5"L x 8.25"W"
- > (4) Power Receptacles per power pod, 8 total
- > 144" Power cord
- > Standard Black Finish
- > UL Listed
- > (2) 2.1 Dual USB ports per pod, 4 total
- > (2) Data ports per pod, 4 total
- > Contact customer service when daisy chaining 2 Seamless grommets together.

Available: ThinkingQuietly, EdgeWorks, Rift, Conference

Telecom Plates	
RJ45 (1)	\$55
RJ45 (2)	\$110
RJ45/HDMI	\$210
HDMI/VGA	\$240
RJ45/VGA	\$210

This pod can have up to 1 total plates.  
 \*All telecom connectors sold separately.



Seclusion corded power unit non-linking

Style Number	List Price
--------------	------------



P2SECL

\$268

Choose from plate mount or clamp mount  
(seen in photo)

## Specifications

- > Size: 3.5"L x 2.2"D x 2.5"H
- > (2) Power Receptacles
- > Worksurface Clamp Mount or Plate Under Surface Mount
- > Clamp Accessory accommodates table thickness up to 2"
- > 72" Cord
- > Standard Silver Finish, Black Finish available upon request
- > UL/UCL Listed

Available: All DARRAN collections



Clamp Mount

Soba wire manager

Style Number	List Price
STARTER UNITS	
SCDW	\$218
White wire manager	
SCDB	\$218
Black wire manager	


## Specifications

- › Dimensions: 9ft x 9in x 3.15in
- › Zips up, bundles and routes loose, messy cables into a single tube
- › Routes and guides cables behind desks, TVs, and anywhere cables tend to get messy
- › Accommodates large or small cables, up to three cables at once
- › Support channels, used to route cables, include powerful adhesive backing which allows easy attachment to surfaces.

Available: All DARRAN collections




Tully power unit

Style Number	List Price
 PD-TULLY	\$436

## Specifications

- > 5.5" W x 3.2" H x 1.81" D
- > Finish: Smooth molded plastic integrated within a single piece cover
- > Mounts to the edge of your work surface, with no table cut outs or installation required.
- > (2) Power receptacles, (2) USB 2.1 Amp ports
- > 72" Cord (10' cord available, contact customer service).
- > Standard in White. Available in gray, black, neon red, harvest pumpkin, light green, daisy blue.
- > UL310, Class 2, FCC Part 15A approved
- > Clamp accessory accomodates table thickness from .75"-1.5"

Available: EdgeWorks, NSS Open, ThinkingQuietly.



Tully data power unit

Style Number	List Price
 PD-TULLY-DATA	\$436

### Specifications

- > 5.5" W x 3.2" H x 1.81" D
- > Finish: Smooth molded plastic integrated within a single piece cover
- > Mounts to the edge of your work surface, with no table cut outs or installation required.
- > (2) Power receptacles, (2) knockouts for HDMI, VGA, or RJ45 (Please specify).
- > 72" Cord (10' cord available, contact customer service).
- > Standard in White. Available in gray, black, neon red, harvest pumpkin, light green, daisy blue.
- > UL310, Class 2, FCC Part 15A approved
- > Clamp accessory accomodates table thickness from .75"-1.5"
- > Includes 2 wire management grommets

Available: Bota booth table

