



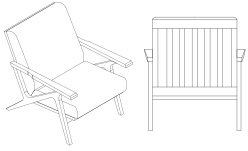
Gin Lounge Price List

Effective April 1, 2024

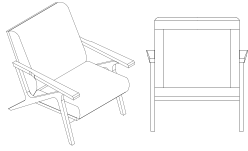
Date Page
04.04.24

Modification
Updated Pricing

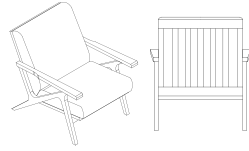
Description



Page 3
Gin Lounge
Vertical Slat Back



Page 4
Gin Lounge
Framed Back-No Slats



Page 5
Gin Outdoor Lounge
Teak w/ Vertical Slat Back

Statement of Line
Specifications1
Finishes2
Vertical Slat Back.....3
Framed Back No Slats.....4

DARRAN®

Finishes are on available on ash.

Gin Lounge Finishes

VENEER FINISHES



SNA Narvik Ash



PO03 Mushroom



WLO Lofty Ash



WSO Salted Oak



WWW Weathered Walnut



WCA Natural Ash



WGW Gunstock Walnut




TBSW Brown Sugar



WSW Smokey Walnut



WMF Mocha Oak



WBW Henna Walnut

Finish

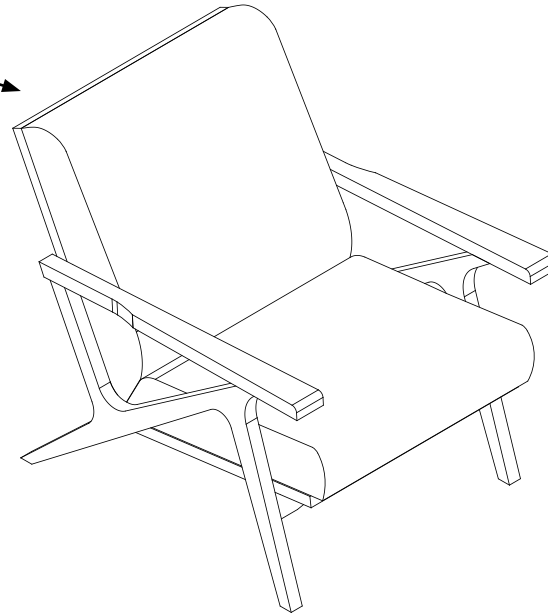
Welltech Finish delivers a superior furniture coating with exceptional performance that can withstand stringent cleaning agents and possesses unparalleled durability, allowing DARRAN to provide lasting, sustainable products to our customers.

DARRAN®

Width = 29-1/2"
Depth = 35"
Height = 32"
Seat Width = 22"
Seat Depth = 21"
Seat Height = 17-1/2"
Arm Height = 24"
Cartoned Weight = 55 lbs.

Frame constructed of CNC cut engineered hardwood to maximize the strength, precise measurements and overall longevity.

Designed with clean lines, sweeping back and top stitch throughout.



Solid wood arms slope forward for maximum comfort.

Variety of textiles and back options offer customers flexibility in design and consistency within each office setting.

Joints

All hardwood frame joints are securely fastened with mortise and tenon joinery and double doweled construction to ensure long-term use.

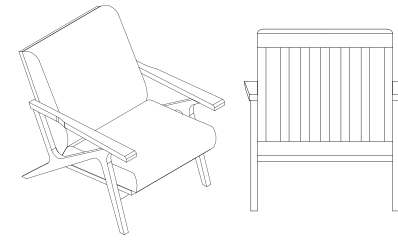
Seat suspension

Seat suspension is constructed of 3/4" thick top quality Birch plywood that is machined to form an open perimeter and webbed to provide maximum support for the cushioning. Seat and back foam are made of high resiliency foam with proper density providing long lasting comfort.

Gin

Gin Lounge
Vertical Slat Back

[Click here to view statement of line](#)



1 Model GIN3032UVS08

w" x d" x h"
29.5 x 35 x 32
Arm Height 24
Seat Height 17.5

COM	COL	1	2	3	4	5	6	7	8	9	10	11/L1	12	13/L2
2193	2248	2303	2358	2413	2468	2523	2578	2633	2688	2743	2798	2853	2908	3018

Upholstery Requirements
Fabric yds: 3yds Leather Sq. Ft.: 60sq ft
Carton Weight: 60

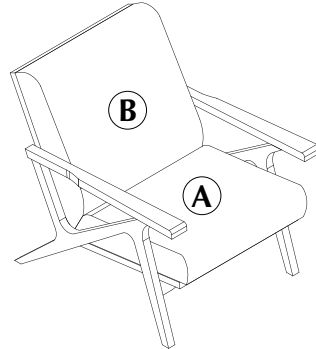
Product Features

- Frame is constructed of solid ash hardwood using a mortise and tenon joinery.
- Seats and backs are webbed to enhance comfort.
- The seat and back has 4" thick 2.0 density foam used for the ultimate comfort, durability and longevity of the seating performance.

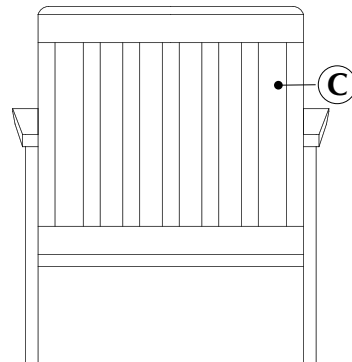
2 Select Finish

[Click to view finishes](#)

3 Combination Fabrics



A Seat 1 yd, 20 sq ft
B Inside Back 1 yd, 20 sq ft
C Outside Back 1 yd, 20 sq ft

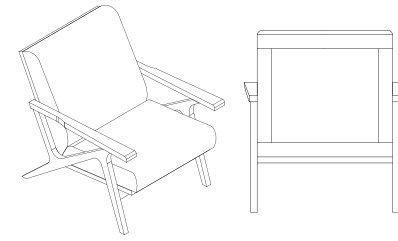


(Back View)

Gin

Gin Lounge
Framed Back-No Slats

[Click here to view statement of line](#)



1 Model GIN3032UWL06

w" x d" x h"
29.5 x 35 x 32
Arm Height 24
Seat Height 17.5

COM	COL	1	2	3	4	5	6	7	8	9	10	11/L1	12	13/L2
2098	2153	2208	2263	2318	2373	2428	2483	2538	2593	2648	2703	2758	2813	2923

Upholstery Requirements
Fabric yds: 3yds Leather Sq. Ft.: 60sq ft
Carton Weight: 55

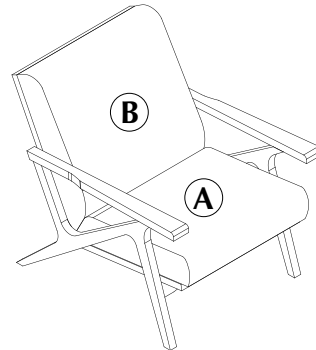
Product Features

- Frame is constructed of solid ash hardwood using a mortise and tenon joinery.
- Seats and backs are webbed to enhance comfort.
- The seat and back has 4" thick 2.0 density foam used for the ultimate comfort, durability and longevity of the seating performance.

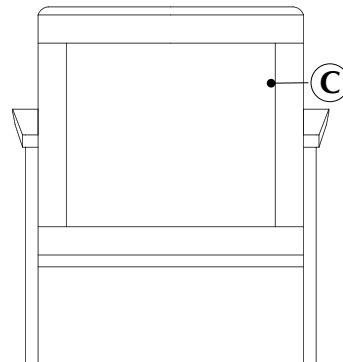
2 Select Finish

[Click to view finishes](#)

3 Combination Fabrics



A Seat 1 yd, 20 sq ft
B Inside Back 1 yd, 20 sq ft
C Outside Back 1 yd, 20 sq ft

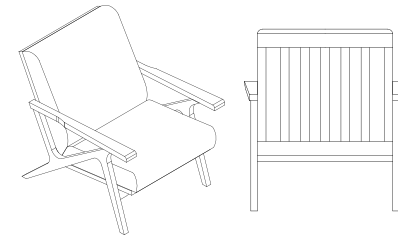


(Back View)

Gin

Gin Outdoor Lounge
Teak w/ Vertical Slat Back

[Click here to view statement of line](#)



1 Model GIN3032UVS18

w" x d" x h"
29.5 x 35 x 32
Arm Height 24
Seat Height 17.5

COM	COL	1	2	3	4	5	6	7	8	9	10	11/L1	12	13/L2
2913	2968	3023	3078	3133	3188	3243	3298	3353	3408	3463	3518	3573	3628	3738

Upholstery Requirements
Fabric yds: 3yds Leather Sq. Ft.: 60sq ft
Carton Weight: 60

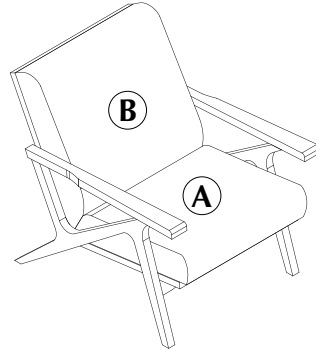
Product Features

- Frame is constructed of solid teak using a mortise and tenon joinery.
- Seat is webbed with outdoor webbing.
- The seat and back has 5" thick 2.0 density foam that are loose cushions encased in waterproof material

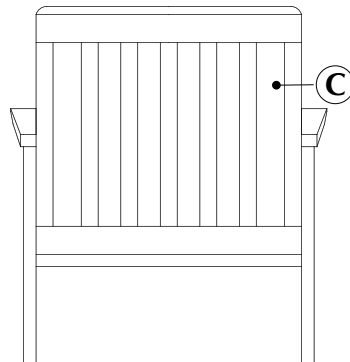
2 Finish N/A

[Click to view finishes](#)

3 Combination Fabrics



A Seat 1 yd, 20 sq ft
B Inside Back 1 yd, 20 sq ft
C Outside Back 1 yd, 20 sq ft



(Back View)