

DARRAN®

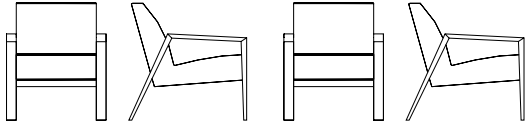


Babble Price List

Effective April 1, 2024

Date	Page	Modification	Description
04.04.24		Pricing Updated	

Seating Specification .....1  
Finishes .....2  
Seating.....3



Page 3  
Lounge Chair  
Lounge Chair - Maple Arms

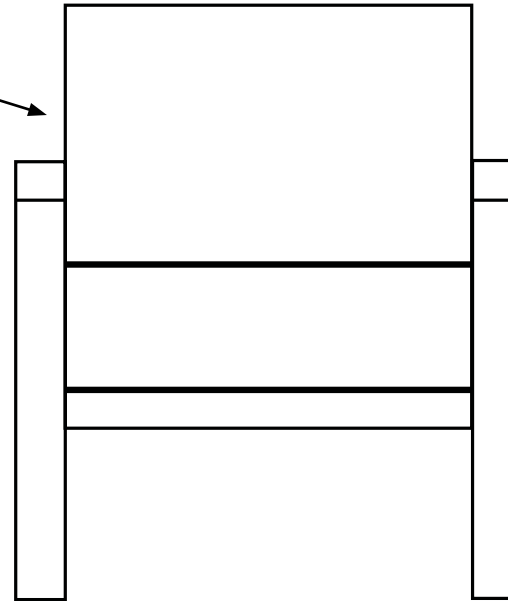
Page 4  
Lounge Chair  
Lounge Chair - Walnut Arms

# DARRAN®

Width = 27-1/2"  
Depth = 30-1/2"  
Height = 31"  
Seat Width = 22"  
Seat Depth = 21"  
Seat Height = 17-1/2"  
Arm Height = 24"  
Cartoned Weight = 46 lbs.

Frame constructed of CNC cut engineered hardwood to maximize the strength, precise measurements and overall longevity.

Designed with clean lines, sweeping back and top stitch throughout.



Solid wood arms slope forward for maximum comfort.

Variety of textiles and back options offer customers flexibility in design and consistency within each office setting.

## Joints

Joints are securely fastened with mortise and tenon joinery or double doweled construction to ensure long-term use.

## Seat suspension

Seat suspension is constructed of 3/4" thick top quality Baltic Birch plywood that is machined to form an open perimeter of rounded inside edges to reduce strain on the seat suspension. Seats are webbed to provide maximum support for seat cushions. Seat cushions are made of high resiliency foam with proper density providing comfort.

## Seat assembly

Seat assembly is attached within finger grooved corner blocks and further secured by wood cleats, providing a vast superior means of stability in the chair.

WOOD FINISHES



WAM Alabaster Maple



WCM Clear Maple



WLF Lofty Oak



WWW Weathered Walnut



WOW Clear Walnut



WGW Gunstock Walnut



WHC Honey Cherry



WAC Amber Cherry



WNW Natural Walnut



WMO Mocha Oak




WSW Smokey Walnut



WBW Henna Walnut




MOC KoKo Cherry



WIC Crimson Cherry



GEW Executive Walnut



WEC Ebony Cherry

\*Finishes above are matched on maple or walnut solid wood



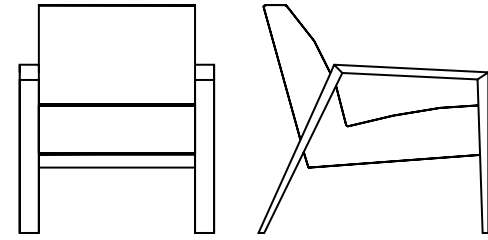
## Finish

Welltech Finish delivers a superior furniture coating with exceptional performance that can withstand stringent cleaning agents and possesses unparalleled durability, allowing DARRAN to provide lasting, sustainable products to our customers.

# Babble

Lounge Chair  
Lounge Chair - Maple Arms

[Click here to view statement of line](#)



## 1 Model BAB0110DAC01M

w" x d" x h"  
27.5 x 30.5 x 31  
Arm Height 24"  
Seat Height 17 -1/2"  
Inside Seat Depth 20 -3/4"  
Inside Seat Width 22"

COM	COL	1	2	3	4	5	6	7	8	9	10	11/L1	12	13/L2
1905	1951	1997	2043	2089	2135	2181	2227	2273	2319	2365	2411	2457	2503	2595

Upholstery Requirements  
Fabric yds: 2 -1/2" Leather Sq. Ft.: 45  
Carton Weight: 46

## Product Features

- Frame constructed of CNC cut engineered hardwood to maximize the strength, precise measurements and overall longevity
- Solid wood arms slope forward for maximum comfort

## 2 Select Finish

[Click to view finishes](#)

## 3 Combination Fabrics

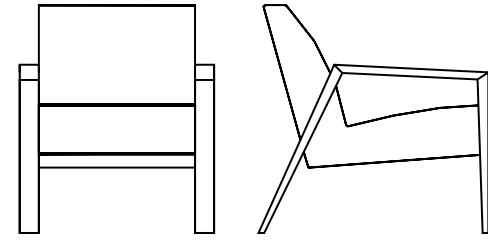
[Click to view finishes](#)

Combination  
Fabric Option  
Not Available

## Babble

Lounge Chair  
Lounge Chair - Walnut Arms

[Click here to view statement of line](#)



### 1 Model BAB0110DAC01W

w" x d" x h"  
27.5 x 30.5 x 31  
Arm Height 24"  
Seat Height 17 -1/2"  
Inside Seat Depth 20 -3/4"  
Inside Seat Width 22"

COM	COL	1	2	3	4	5	6	7	8	9	10	11/L1	12	13/L2
2241	2287	2333	2379	2425	2471	2517	2563	2609	2655	2701	2747	2793	2839	2931

Upholstery Requirements  
Fabric yds: 2 -1/2" Leather Sq. Ft.: 45  
Carton Weight: 46

### Product Features

- Frame constructed of CNC cut engineered hardwood to maximize the strength, precise measurements and overall longevity
- Solid wood arms slope forward for maximum comfort

### 2 Select Finish

[Click to view finishes](#)

### 3 Combination Fabrics

[Click to view finishes](#)

Combination  
Fabric Option  
Not Available